

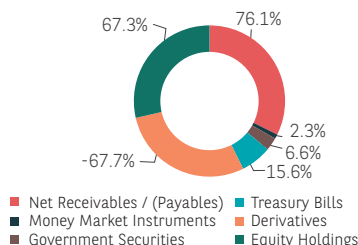
Baroda BNP Paribas Arbitrage Fund

(An Open ended Scheme investing in arbitrage opportunities.)



December 31, 2022

ASSET ALLOCATION (% of Net Assets)



DEBT QUANTS

Yield to Maturity (%)	6.38
Average Maturity (Years)	0.15
Modified Duration (Years)	0.14
Macaulay Duration (Years)	0.14

KEY STATISTICAL RATIOS

Sharpe Ratio*	-3.46
Beta*	0.61
Standard Deviation*	0.76%
Information Ratio	0.05

FUND DETAILS

Fund Manager~
 Mr. Neeraj Saxena (For equity Portion)
 (managing fund since March 14, 2022)
 (Total Experience: 18 years)
 Mr. Vikram Pamnani (For Debt portion)
 (managing fund since March 16, 2022)
 (Total Experience: 12 years)

Inception Date
 December 28, 2016

Category
 Arbitrage Fund

Benchmark Index
 Nifty 50 Arbitrage Index

Monthly AAUM ₹ 391.41 Crores
AUM ₹ 382.45 Crores

Application Amount:
Minimum Application Amount:
 ₹ 5,000 per application and in multiples of ₹ 1 thereafter.

Minimum Application Amount:
 ₹ 1,000 and in multiples of ₹ 1 thereafter.

Load Structure

Entry Load: Not Applicable
Exit Load: 0.25%, if redeemed or switched-out upto 1 month from the date of allotment of units; Nil, if redeemed or switched-out after 1 month from the date of allotment of units.
 For detailed load structure please refer Scheme Information Document of the scheme.

-Dedicated Fund Manager for Overseas Investments:
 Mr. Miten Vora (managing fund since December 01, 2022)

*The scheme is a 'Transferee Scheme', and accordingly, the ratios are being provided considering the weighted average NAVs of both the Transferor Scheme and Transferee Scheme.

Data as on December 31, 2022

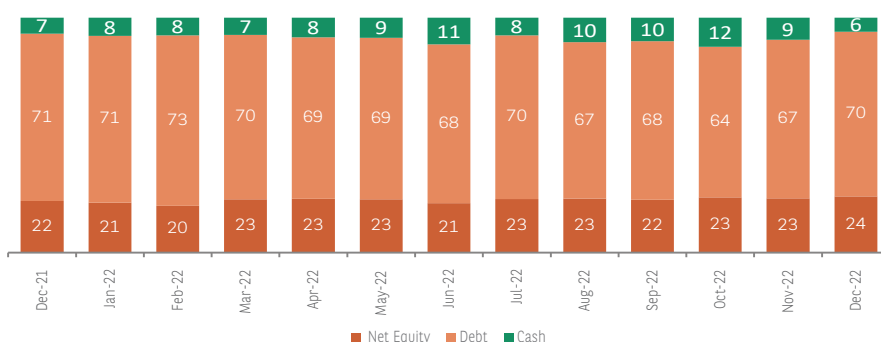
ABOUT THE FUND

- The fund intends to benefit from the difference in pricing in cash and futures market. An arbitrage opportunity prevails when one buys a stock in the cash market and sells it at a higher price in the futures market so as to lock-in the potential gain.
- Baroda BNP Paribas Arbitrage Fund aims to generate long-term capital growth primarily by using arbitrage strategy in equity markets and also invests a small component in short-term fixed income instruments.
- The fund follows an arbitrage strategy with a "market neutral" approach. The portfolio allocation is as follows:
 - Arbitrage:** This is the predominant strategy employed which is made in cash - future arbitrage opportunities. Additionally the portfolio will invest in stocks and hedge the same with short index futures of similar weight (to the extent of the long portfolio). While there is an imperfect hedge at play (values are matched), there is no directional view taken on markets.
 - Fixed Income:** Up to 35% would be invested in debt and money market instruments with maturity up to 91 days only and/or units of liquid fund.

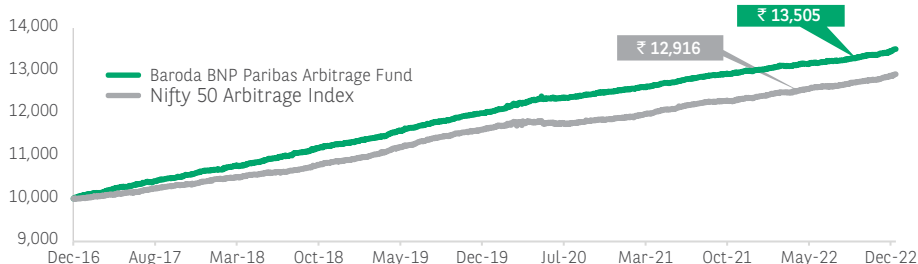
PORTFOLIO POSITIONING

- There is no directional equity exposure in the portfolio and has completely hedged arbitrage positions.
- Currently the fund has no long-short positions.
- Fixed income component:
 - Fixed income exposure is 24.4% for the month ended Dec 2022.
 - 100% of the fixed income exposure is deployed in sovereign and TREPs.

HISTORIC ASSET ALLOCATION (% of Net Assets)



NAV MOVEMENT (₹10,000 Invested at Inception)



NAV & index values re-based to ₹ 10,000 depicting lump sum investment since the inception date of the fund. The above chart shows the NAV movement since inception to 31st December, 2022. For complete performance detail please refer page 2.

SIP PERFORMANCE

Period	Amount Invested (In ₹)	Baroda BNP Paribas Arbitrage Fund Reg Plan - Growth		Nifty 50 Arbitrage Index	
		Returns (%)	₹	Returns (%)	₹
Since Inception	730,000	4.52	838,881	4.21	830,940
10 Year SIP	NA	NA	NA	NA	NA
5 Year SIP	600,000	4.27	668,470	4.11	665,774
3 Year SIP	360,000	3.77	381,273	3.93	382,215
1 Year SIP	120,000	4.20	122,692	4.48	122,870

If the investor had invested ₹ 10,000 on the first working day of every month.
Past performance may or may not be substained in future and should not be used as basis of comparision with other investments.

PERFORMANCE OF BARODA BNP PARIBAS ARBITRAGE FUND

S.No	Scheme Managed by Mr. Neeraj Saxena & Mr. Vikram Pamnani	Last 1 Year		Last 3 years		Last 5 Years		Since Inception		Date of Inception of the Scheme
		Returns In ₹*	CAGR(%)	Returns In ₹*	CAGR(%)	Returns In ₹*	CAGR(%)	Returns In ₹*	CAGR(%)	
1	Baroda BNP Paribas Arbitrage Fund	10375.12	3.76	11247.86	4.00	12664.38	4.83	13505.30	5.13	28-Dec-16
	Nifty 50 Arbitrage Index	10419.26	4.20	11109.23	3.57	12374.98	4.35	12916.35	4.35	
	Additional Benchmark CRISIL 1 Year T-Bill Index	10410.81	4.12	11409.57	4.49	13118.69	5.57	13884.40	5.61	

PERFORMANCE OF FUNDS MANAGED BY MR. VIKRAM PAMNANI (WHO MANAGES TOTAL 7 SCHEMES)

S.No	Scheme Name	CAGR%		
		Last 1 Year	Last 3 Years	Last 5 Years
1	Baroda BNP Paribas Liquid Fund	4.89	4.11	5.27
	CRISIL Liquid Fund BI Index	5.12	4.41	5.41
2	Baroda BNP Paribas Ultra Short Duration Fund	4.92	4.56	N.A.
	CRISIL Ultra Short Duration Fund BI Index	5.36	5.15	N.A.
3	Baroda BNP Paribas Low Duration Fund	3.75	4.79	5.68
	CRISIL Low Duration Fund BI Index	5.06	5.35	6.27
4	Baroda BNP Paribas Money Market Fund	4.20	3.67	N.A.
	CRISIL Money Market Fund BI Index	5.12	4.71	N.A.
5	Baroda BNP Paribas Overnight Fund	4.63	3.71	N.A.
	CRISIL Overnight Fund AI Index	4.78	3.82	N.A.
6	Baroda BNP Paribas Multi Asset Fund	N.A.	N.A.	N.A.
	65% of Nifty 500 TRI + 20% of NIFTY Composite			
	Debt Index +15% of INR Price of Gold	N.A.	N.A.	N.A.

Baroda BNP Paribas Multi Asset Fund have not completed 6 months.
Where returns are not available for a particular period, they have not been shown.
Past performance may or may not be sustained in future and should not be used as a basis of comparison with other investments. Returns do not take into account the load, if any. Returns are for growth option. Different plans shall have a different expense structure. The performance details provided above are for regular/distributor plan.
*Returns in ₹ show the value of 10,000/- invested for last 1 year, last 3 years, last 5 years and since inception respectively.

Kindly refer to the table below for fund managers & managing since details:

Scheme Name	Fund Managers	Managing Fund Since
Baroda BNP Paribas Arbitrage Fund	Mr. Neeraj Saxena Mr. Vikram Pamnani	14-Mar-22 16-Mar-22
Baroda BNP Paribas Liquid Fund	Mr. Vikram Pamnani Mr. Mayank Prakash	14-Mar-22 21-Oct-22
Baroda BNP Paribas Ultra Short Duration Fund	Mr. Vikram Pamnani Mr. Mayank Prakash	14-Mar-22 21-Oct-22
Baroda BNP Paribas Low Duration Fund	Mr. Vikram Pamnani Mr. Mayank Prakash	27-Dec-17 21-Oct-22
Baroda BNP Paribas Money Market Fund	Mr. Vikram Pamnani Mr. Mayank Prakash	14-Mar-22 21-Oct-22
Baroda BNP Paribas Overnight Fund	Mr. Vikram Pamnani	14-Mar-22
Baroda BNP Paribas Multi Asset Fund	Mr. Jitendra Sriram Mr. Vikram Pamnani	19-Dec-22 19-Dec-22

Data as on December 31, 2022

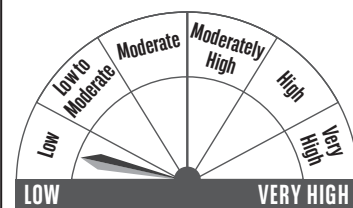
Baroda BNP Paribas Arbitrage Fund

(An Open ended Scheme investing in arbitrage opportunities)

This product is suitable for investors who are seeking*:

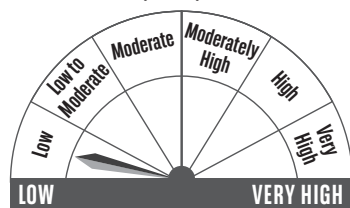
- ▶ Wealth creation in long term.
- ▶ Investment in a diversified portfolio of equity and equity related instruments, including use of equity derivatives strategies and arbitrage opportunities with exposure in debt & money market instruments.

Scheme Riskometer^^



Investors understand that their principal will be at Low risk.

Benchmark (Tier 1) Riskometer^^



Benchmark riskometer is at Low risk.

^^Riskometer For Scheme: basis it's portfolio, For Benchmark (Nifty 50 Arbitrage Index): basis it's constituents; as on December 30, 2022

***Investors should consult their financial advisers if in doubt about whether the product is suitable for them.**

DISCLAIMERS

Debt Quants - The information contained in this report has been obtained from sources considered to be authentic and reliable. The quantitative data does not purport to be an offer for purchase and sale of mutual fund units.

Key Statistical Ratios - The information contained in this report has been obtained from sources considered to be authentic and reliable. This quantitative data does not purport to be an offer for purchase and sale of mutual fund units. The risk free rate of return considered for calculation of Sharpe ratio is 6.60%, as per 1 day MIBOR rate on the last business day of the month. Sharpe Ratio (annualised), Standard Deviation (annualised) and Beta are based on last 36 monthly data points.

Monthly AAUM and AUM - Excluding inter-scheme Investments, if any, by other schemes of Baroda BNP Paribas Mutual Fund, as may be applicable

NAV Movement (Rs. 10,000 Invested at Inception) - All returns are for Regular Plan - Growth Option. Past performance may or may not be sustained in future and should not be used as a basis of comparison with other investments. Returns do not take into account the load, if any.

SIP Performance - Returns do not take into account the load and taxes, if any. The data assumes investments in Regular Plan - Growth option. % CAGR Returns are computed after accounting for the cash flow by using the XIRR method (investment internal rate of return). the above investment simulation is for illustrative purpose only and should not be construed as a promise on minimum returns and safeguard of capital. the AMC/ Mutual fund is not guaranteeing or forecasting or promising any return. SIP does not assure a profit or guarantee protection against loss in a declining market.

The risks associated with investments in equities include fluctuations in prices, as stock markets can be volatile and decline in response to political, regulatory, economic, market and stock-specific development etc. Please refer to Scheme Information Document for detailed Risk Factors, asset allocation, investment strategy etc.

The material contained herein has been prepared without regard to the individual financial circumstances and objectives of persons who receive it. This information is meant for general reading purpose only and is not meant to serve as a professional guide for the readers. Except for the historical information contained herein, statements in this publication, which contain words or phrases such as 'will', 'would', etc., and similar expressions or variations of such expressions may constitute 'forward-looking statements'. These forward-looking statements involve a number of risks, uncertainties and other factors that could cause actual results to differ materially from those suggested by the forward-looking statements. BBNPPAMIPL undertakes no obligation to update forward-looking statements to reflect events or circumstances after the date thereof. The words like believe/belief are independent perception of the Fund Manager and do not construe as opinion or advice. This information is not intended to be an offer to see or a solicitation for the purchase or sale of any financial product or instrument. The information should not be construed as an investment advice and investors are requested to consult their investment advisor and arrive at an informed decision before making any investments. The Trustee, AMC, Mutual Fund, their directors, officers or their employees shall not be liable in any way for any direct, indirect, special, incidental, consequential, punitive or exemplary damages arising out of the information contained in this document.

BARODA BNP PARIBAS ASSET MANAGEMENT INDIA PVT. LTD. (Formerly BNP Paribas Asset Management India Pvt. Ltd.)

Corporate Identity Number (CIN) : U65991MH2003PTC142972

Regd. Off.: Crescenzo, 7th Floor, G-Block, Bandra Kurla Complex, Mumbai 400 051 India.

Call 1800 2670 189 (toll free) | Visit www.barodabnp-paribasmf.in

Mutual Fund investments are subject to market risks, read all scheme related documents carefully.