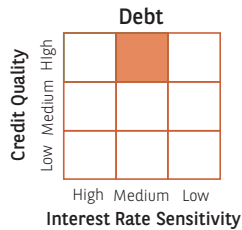


Baroda BNP Paribas Banking and PSU Bond Fund

(An open-ended debt scheme predominantly investing in debt instruments of banks, Public Sector Undertakings, Public Financial Institutions and Municipal Bonds. A Relatively High Interest Rate Risk and Moderate Credit Risk Scheme.)

February 28, 2023

INVESTMENT APPROACH



DEBT QUANTS

Yield to Maturity(%)	7.68
Average Maturity (Years)	3.20
Modified Duration (Years)	1.55
Macaulay Duration (Years)	1.67

FUND DETAILS

Fund Manager-
Mr. Prashant Pimple (Total Experience: 16 years)
(managing fund since October 21, 2022)
Mr. Mayank Prakash (managing fund since
March 14, 2022) (Total Experience: 15 years)

Inception Date
December 17, 2020

Category
Banking and PSU Fund

Benchmark Index
CRISIL Banking and PSU Debt Index

Monthly AAUM ₹ 40.85 Crores
AUM ₹ 40.74 Crores

Application Amount:
Minimum Application Amount:
₹ 5,000/- & in multiples of ₹ 1/- thereafter
Minimum Additional Application Amount:
₹ 1,000/- & in multiples of ₹ 1/- thereafter

Load Structure
Entry Load: Not Applicable
Exit Load: Nil

-Dedicated Fund Manager for Overseas Investments:
Mr. Shreekiran Rao (managing fund since December 01, 2022)

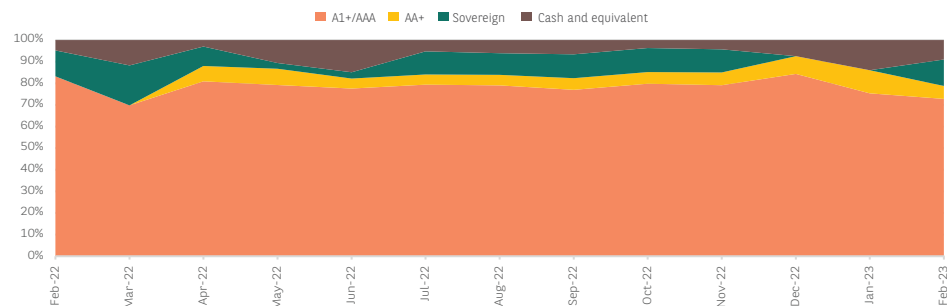
ABOUT THE FUND

Banking & PSU Fund is a category of debt mutual fund that has emerged after the SEBI's categorization norms that will invest a minimum 80% of its assets in debt and money market instruments of banks, PSUs, and PFIs. These instruments are usually of superior credit quality & highly liquid as compared to instruments of other private sector issuers. The Fund aims to provide optimum returns while remaining focused on safety and liquidity as the investment strategy would be to invest in securities that give consistent returns at moderate risks. It also provides indexation benefit if investments are held over 3 years makes it a tax efficient over conventional fixed income products.

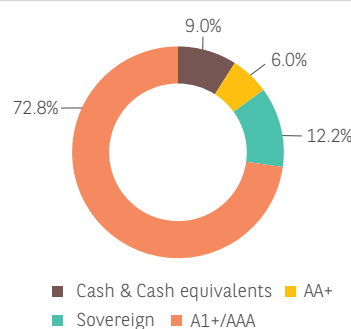
PORTFOLIO POSITIONING

- RBI hiked the Repo Rate by 25 bps to 6.50% last month, even fed has raised the rate by 25 bps and we expect other global central banks to keep on increasing rates to soften inflation.
- The credit culture remains the same with 80% -85 % AAA and 2-5% less than AAA. Further, we will be open to taking tactical duration calls.
- The Scheme intends to maintain its average duration in the range 1.50-2.50 years.

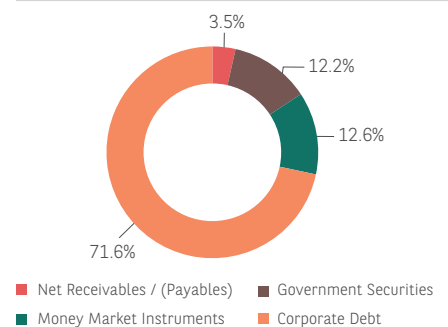
RATING ALLOCATION TREND (% of Net Assets)



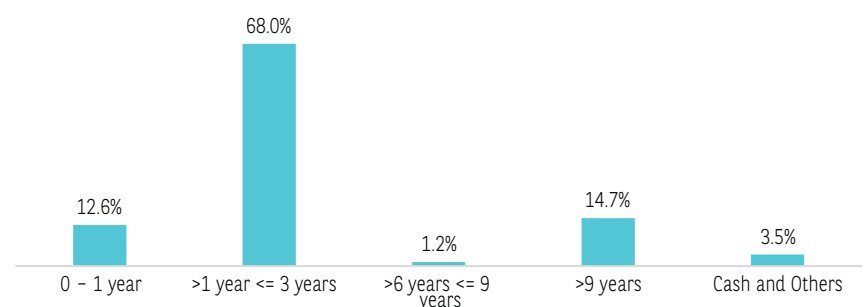
RATING ALLOCATION (% of Net Assets)



ASSET ALLOCATION (% of Net Assets)

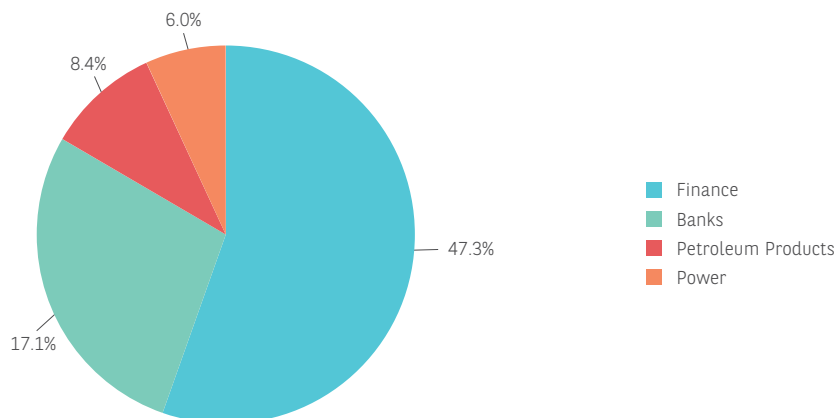


MATURITY PROFILE (% of Net Assets)



Data as on February 28, 2023

SECTORAL COMPOSITION (% of Net Assets)



TOP 10 HOLDINGS (% of net assets)

	% of Net Assets	Rating
GOI FRB 7.42 22.09.2033 GOV	12.22%	SOVEREIGN
National Housing Bank	8.48%	CRISIL AAA
Indian Oil Corporation Ltd.	8.42%	CRISIL AAA
REC Ltd.	8.38%	CRISIL AAA
Small Industries Development Bank of India	7.34%	[ICRA]AAA
National Bank for Agriculture and Rural Development	7.27%	CRISIL AAA
Export-Import Bank of India	7.11%	CRISIL A1+
Power Finance Corporation Ltd.	6.26%	CRISIL AAA
ICICI Bank Ltd.	6.20%	[ICRA]AAA
Torrent Power Ltd.	5.97%	CRISIL AA+

PERFORMANCE OF BARODA BNP PARIBAS BANKING AND PSU FUND

S.No	Scheme Managed by Mr. Prashant Pimple & Mr. Mayank Prakash	Last 1 Year		Last 3 Years		Last 5 Years		Since Inception		Date of Inception of the Scheme
		Returns In ₹*	CAGR(%)	Returns In ₹*	CAGR(%)	Returns In ₹*	CAGR(%)	Returns In ₹*	CAGR(%)	
1	Baroda BNP Paribas Banking and PSU Bond Fund	10175.43	1.75	N.A.	N.A.	N.A.	N.A.	10608.50	2.72	17-Dec-20
	CRISIL Banking and PSU Debt Index	10306.20	3.06	N.A.	N.A.	N.A.	N.A.	10816.80	3.63	
	Additional Benchmark CRISIL 10 Year Gilt Index	10200.10	2.00	N.A.	N.A.	N.A.	N.A.	10281.92	1.27	

PERFORMANCE OF FUNDS MANAGED BY MR. PRASHANT PIMPLE (WHO MANAGES TOTAL 5 SCHEMES)

S.No	Scheme Name	CAGR%		
		Last 1 Year	Last 3 Years	Last 5 Years
1	Baroda BNP Paribas Balanced Advantage Fund	5.01	14.37	N.A.
	NIFTY 50 Hybrid Composite Debt 50:50 Index	3.89	12.05	N.A.
2	Baroda BNP Paribas Conservative Hybrid Fund	2.92	5.62	5.87
	CRISIL Hybrid 85+15 - Conservative Index	3.08	7.38	8.16
3	Baroda BNP Paribas Short Duration Fund	3.02	4.55	5.96
	CRISIL Short Duration Fund BII Index	4.37	5.92	7.00
4	Baroda BNP Paribas Credit Risk Fund (Scheme has one segregated portfolio)	4.48	8.12	6.78
	CRISIL Credit Risk Fund CIII Index	5.95	7.86	8.31

Data as on February 28, 2023

PERFORMANCE OF FUNDS MANAGED BY MR. MAYANK PRAKASH (WHO MANAGES TOTAL 14 SCHEMES)

S.No	Scheme Name	CAGR%		
		Last 1 Year	Last 3 Years	Last 5 Years
1	Baroda BNP Paribas Aggressive Hybrid Fund	3.92	12.54	11.17
	CRISIL Hybrid 35+65 - Aggressive Index	3.15	13.86	10.44
2	Baroda BNP Paribas Equity Savings Fund	3.69	6.74	N.A.
	NIFTY Equity Savings Index TRI	4.43	9.59	N.A.
3	Baroda BNP Paribas Corporate Bond Fund	1.78	4.08	3.96
	CRISIL Corporate Bond Fund BIII Index	3.26	6.20	6.85
4	Baroda BNP Paribas Dynamic Bond Fund	3.35	3.85	5.22
	CRISIL Dynamic Bond Fund BIII Index	4.15	6.91	7.89
5	Baroda BNP Paribas Medium Duration Fund (Scheme has one segregated portfolio)	2.79	3.70	2.90
	CRISIL Medium Duration Fund BIII Index	3.68	6.71	7.62
6	Baroda BNP Paribas Gilt Fund	2.06	3.70	6.03
	CRISIL Dynamic Gilt Index	2.92	4.89	7.26
7	Baroda BNP Paribas Short Duration Fund	3.02	4.55	5.96
	CRISIL Short Duration Fund BII Index	4.37	5.92	7.00
8	Baroda BNP Paribas Liquid Fund	5.38	4.18	5.26
	CRISIL Liquid Fund BI Index	5.56	4.48	5.41
9	Baroda BNP Paribas Ultra Short Duration Fund	5.29	4.54	N.A.
	CRISIL Ultra Short Duration Fund BI Index	5.78	5.17	N.A.
10	Baroda BNP Paribas Low Duration Fund	4.03	4.68	5.68
	CRISIL Low Duration Fund BI Index	5.43	5.27	6.29
11	Baroda BNP Paribas Money Market Fund	4.50	3.74	N.A.
	CRISIL Money Market Fund BI Index	5.52	4.75	N.A.
12	Baroda BNP Paribas Credit Risk Fund (Scheme has one segregated portfolio)	4.48	8.12	6.78
	CRISIL Credit Risk Fund CIII Index	5.95	7.86	8.31
13	Baroda BNP Paribas Nifty SDL December 2026 Index Fund	N.A.	N.A.	N.A.
	NIFTY SDL December 2026 Index	N.A.	N.A.	N.A.

Baroda BNP Paribas Nifty SDL December 2026 index Fund has not completed 6 months.

Where returns are not available for a particular period, they have not been shown.

Past performance may or may not be sustained in future and should not be used as a basis of comparison with other investments. Returns do not take into account the load, if any. Returns are for growth option. Different plans shall have a different expense structure. The performance details provided above for Hybrid Funds are for regular/distributor plan and the performance for Debt Funds are for direct plan.

*Returns in ₹ show the value of 10,000/- invested for last 1 year, last 3 years, last 5 years and since inception respectively.

Kindly refer to the table below for fund managers & managing since details:

Scheme Name	Fund Managers	Managing Fund Since
Baroda BNP Paribas Banking and PSU Bond Fund	Mr. Prashant Pimple Mr. Mayank Prakash	21-Oct-22 14-Mar-22
Baroda BNP Paribas Conservative Hybrid Fund	Mr. Pratish Krishnan (Equity portfolio) Mr. Prashant Pimple (Fixed Income Portfolio)	14-Mar-22 21-Oct-22
Baroda BNP Paribas Equity Savings Fund	Mr. Pratish Krishnan (Equity Portfolio) Mr. Mayank Prakash (Fixed Income Portfolio)	05-Sep-19 14-Mar-22
Baroda BNP Paribas Balanced Advantage Fund	Mr. Sanjay Chawla (Equity Portfolio) Mr. Pratish Krishnan (Equity portfolio) Mr. Prashant Pimple (Fixed Income Portfolio)	14-Nov-18 05-Aug-21 21-Oct-22
Baroda BNP Paribas Corporate Bond Fund	Mr. Mayank Prakash	23-Aug-17
Baroda BNP Paribas Dynamic Bond Fund	Mr. Mayank Prakash	23-Aug-17
Baroda BNP Paribas Medium Duration Fund (Scheme has one segregated portfolio)	Mr. Mayank Prakash	23-Aug-17
Baroda BNP Paribas Gilt Fund	Mr. Mayank Prakash	14-Mar-22
Baroda BNP Paribas Short Duration Fund	Mr. Prashant Pimple Mr. Mayank Prakash	21-Oct-22 14-Mar-22
Baroda BNP Paribas Credit Risk Fund (Scheme has one segregated portfolio)	Mr. Prashant Pimple Mr. Mayank Prakash	21-Oct-22 21-Oct-22
Baroda BNP Paribas Money Market Fund	Mr. Vikram Pamnani Mr. Mayank Prakash	14-Mar-22 21-Oct-22
Baroda BNP Paribas Low Duration Fund	Mr. Vikram Pamnani Mr. Mayank Prakash	27-Dec-17 21-Oct-22
Baroda BNP Paribas Ultra Short Duration Fund	Mr. Vikram Pamnani Mr. Mayank Prakash	14-Mar-22 21-Oct-22
Baroda BNP Paribas Liquid Fund	Mr. Vikram Pamnani Mr. Mayank Prakash	14-Mar-22 21-Oct-22
Baroda BNP Paribas Aggressive Hybrid Fund	Mr. Jitendra Sriram (Equity Portfolio) Mr. Pratish Krishnan (Equity Portfolio) Mr. Mayank Prakash (Fixed Income Portfolio)	16-Jun-22 14-Mar-22 07-Apr-17
Baroda BNP Paribas Nifty SDL December 2026 Index Fund	Mr. Mayank Prakash	25-Jan-23

Data as on February 28, 2023

Baroda BNP Paribas Banking and PSU Bond Fund

(An open-ended debt scheme predominantly investing in debt instruments of banks, Public Sector Undertakings, Public Financial Institutions and Municipal Bonds. A Relatively High Interest Rate Risk and Moderate Credit Risk.)

This product is suitable for investors who are seeking*:

- Generate returns over short to medium term.
- Invest primarily in debt instruments of Banks, PFIs, PSUs and Municipal Bonds.

Scheme Riskometer^^



Investors understand that their principal will be at Low to Moderate risk.

Benchmark (Tier 1) Riskometer^^



Benchmark riskometer is at Moderate risk.

^^Riskometer For Scheme: basis it's portfolio, For Benchmark (CRISIL Banking and PSU Debt Index): basis it's constituents; as on February 28, 2023

*Investors should consult their financial advisers if in doubt about whether the product is suitable for them.

DISCLAIMERS

Sectoral Composition - The sector(s)/stock(s) mentioned in this document do not constitute any recommendation of the same and Baroda BNP Paribas Mutual Fund may or may not have any future position in these sector(s)/stock(s). Further, the portfolio of the Scheme is subject to changes within the provisions and limitations of Scheme Information Document (SID). For further details on asset allocation, investment strategy and risk factors of the Scheme please refer to SID available on our website (www.barodabnp-paribasmf.in)

Debt Quants - The information contained in this report has been obtained from sources considered to be authentic and reliable. The quantitative data does not purport to be an offer for purchase and sale of mutual fund units.

Monthly AAUM and AUM - Excluding inter-scheme Investments, if any, by other schemes of Baroda BNP Paribas Mutual Fund, as may be applicable

Portfolio Positioning, Rating Allocation Trend - details contained herein is for general information purposes only and does not indicate assurance of future Scheme performance. The portfolio of the Scheme is subject to changes within the provisions and limitations of Scheme Information Document (SID). For further details on asset allocation, investment strategy and risk factors of the Scheme, please refer to SID available on our website (www.barodabnp-paribasmf.in).

The material contained herein has been prepared without regard to the individual financial circumstances and objectives of persons who receive it. This information is meant for general reading purpose only and is not meant to serve as a professional guide for the readers. Except for the historical information contained herein, statements in this publication, which contain words or phrases such as 'will', 'would', etc., and similar expressions or variations of such expressions may constitute 'forward-looking statements'. These forward looking statements involve a number of risks, uncertainties and other factors that could cause actual results to differ materially from those suggested by the forward-looking statements. BBNPPAMIPL undertakes no obligation to update forward-looking statements to reflect events or circumstances after the date thereof. The words like believe/belief are independent perception of the Fund Manager and do not construe as opinion or advise. This information is not intended to be an offer to sell or a solicitation for the purchase or sale of any financial product or instrument. The information should not be construed as an investment advice and investors are requested to consult their investment advisor and arrive at an informed investment decision before making any investments. The sector(s) mentioned in this document do not constitute any recommendation of the same and Baroda BNP Paribas Mutual Fund may or may not have any future position in these sector(s). The Trustee, AMC, Mutual Fund, their directors, officers or their employees shall not be liable in any way for any direct, indirect, special, incidental, consequential, punitive or exemplary damages arising out of the information contained in this document.

Potential Risk Class (PRC) matrix			
Credit Risk (Max)→	Relatively Low: Class A (CRV>=12)	Moderate: Class B (CRV>=10)	Relatively High: Class C (CRV<10)
Interest Rate Risk (Max)↓			
Relatively Low: Class I (MD<=1 year)			
Moderate: Class II (MD<=3 year)			
Relatively High: Class III (Any MD)		B-III	

MD=Macaulay Duration, CRV=Credit Risk Value.

The above PRC matrix denotes the maximum risk that the Scheme can take i.e. maximum interest rate risk (measured by MD of the scheme) and maximum credit risk (measured by CRV of the scheme).

BARODA BNP PARIBAS ASSET MANAGEMENT INDIA PVT. LTD. (Formerly BNP Paribas Asset Management India Pvt. Ltd.)

Corporate Identity Number (CIN) : U65991MH2003PTC142972

Regd. Off.: Crescenzo, 7th Floor, G-Block, Bandra Kurla Complex, Mumbai 400 051 India.

Call 1800 2670 189 (toll free) | Visit www.barodabnp-paribasmf.in

Mutual Fund investments are subject to market risks, read all scheme related documents carefully.