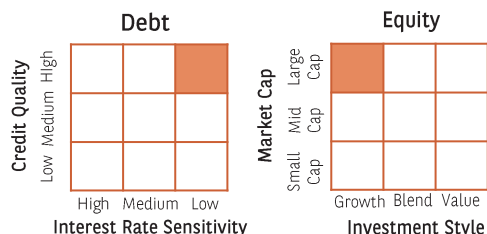


# Baroda BNP Paribas CONSERVATIVE HYBRID Fund

(An open ended Hybrid Scheme investing predominantly in debt instruments)

March 31, 2026

## INVESTMENT APPROACH



## DEBT QUANTS

Yield to Maturity (%)	7.61
Average Maturity (Years)	4.62
Modified Duration (Years)	2.78
Macaulay Duration (Years)	2.91

## FUND DETAILS

### Fund Manager~

Category	Fund Manager~	Managing Fund Since	Experience
Equity	Pratish Krishnan	14-Mar-22	23
Equity	Ankeet Pandya	01-Jan-25	11
Fixed Income	Prashant Pimple	21-Oct-22	24
Fixed Income	Gurvinder singh wasan	21-Oct-24	21

**23** Inception Date  
September 23, 2004

**Category**  
Conservative Hybrid Fund

**Benchmark Index (Tier I)**  
CRISIL Hybrid 85+15 - Conservative Index

**Monthly AAUM\***    **AUM\***  
₹ 802.93 Crores    ₹ 790.59 Crores

**Application Amount:**  
**Minimum Application Amount:**  
₹ 1,000 per application and in multiples of ₹1 thereafter.

**Minimum Additional Application Amount:**  
₹ 500 and in multiples of ₹ 1 thereafter.

### Load Structure

- Exit Load:**
- 1.00%, if redeemed or switched-out upto 6 months from the date of allotment of units.
  - Nil, if redeemed or switched-out after 6 months from the date of allotment of units

For detailed load structure please refer Scheme Information Document.

\*Monthly AAUM and AUM - Excluding inter-scheme Investments, if any, by other schemes of Baroda BNP Paribas Mutual Fund, as may be applicable

Data as on March 31, 2026

## ABOUT THE FUND

- Baroda BNP Paribas Conservative Hybrid Fund invests around 75%-90% of its holdings in debt and money market instruments. The scheme also intends to invest (in the range of 10%-25%) in equity and equity related instruments. The portfolio may also invest upto 10% of its net assets in InVITS.
- The debt segment of the portfolio is actively managed based on the fund manager's interest rate outlook. The AMC forms views on the likely direction of interest rates and the portfolio is structured consistent with these views. Individual instruments are bought and sold based on the conformity with the interest rate view and the instrument specific factors (credit risk, exposure). By actively managing the portfolio, the scheme attempts to achieve its objective through both interest yield and capital appreciation.
- The equity segment of the portfolio is diversified across sectors with a bias towards companies having large market capitalization.
- The scheme is suitable for investors who are also seeking capital appreciation in the long term.

## PORTFOLIO POSITIONING

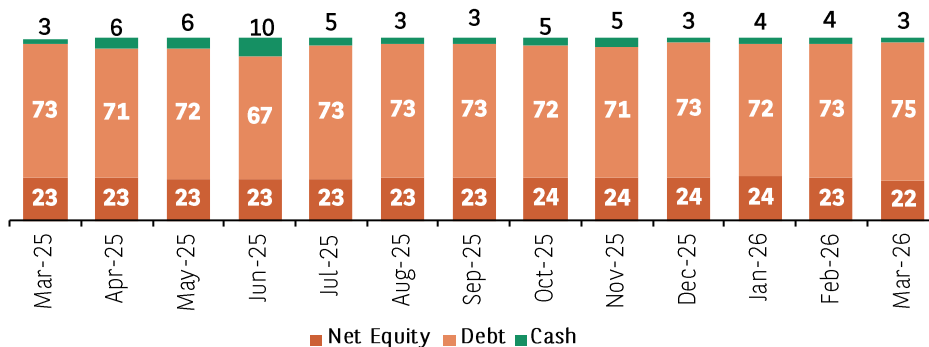
### Equity:

- Equity exposure stands at 22%
- Compared to the last month, we have added exposure to Information Technology, Healthcare and Energy, while reduced exposure to Financials and Industrials.
- Key overweight positions are Industrials and Information Technology, while key Underweight positions are Utilities and Materials.
- Mid and small cap exposure stands at 36.9% (vs 35.8% as of the last month). Large Cap exposure stands at 63.1% (vs 64.2% as of last month).

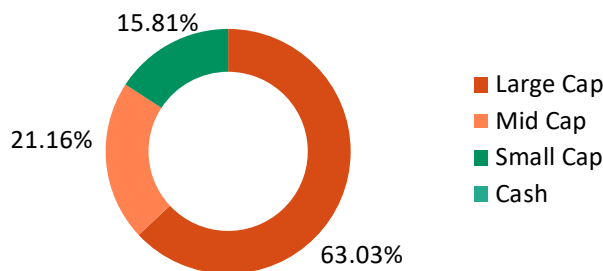
### Debt:

- The primary objective of the Scheme is to generate regular returns through investments primarily in Debt and Money Market Instruments. The secondary objective of the Scheme is to generate long-term capital appreciation by investing a portion of the Scheme's assets in equity and equity related securities.
- The fixed income portion intends to keep the duration of the fund in the range of 2.5 years - 3.00 years as per constructive interest rate view.
- To achieve the same, we have allocated in mix of ~30%-70% strategy in terms of GSEC and Corporate bond composition.
- The corporate bond exposure comprises of mix of AAAs (~85%) as well as some carry assets up to AA- (~15%) ranging from 2-5yr maturity to get the accrual benefit of 70-200bps compared to GSEC.
- In addition, to enhance the accrual of the fund we continue to stay invested in AAA (SO) PTC's which also helps portfolio diversification
- Further, we will be open to taking tactical duration calls whenever opportunity arises. However core duration has been reduced from closer to 4 earlier to closer to 2.5 now

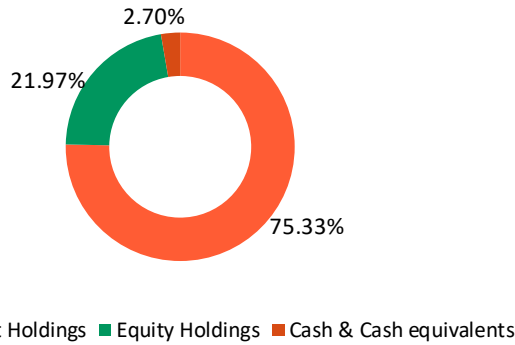
## HISTORIC ASSET ALLOCATION (% of Net Assets)



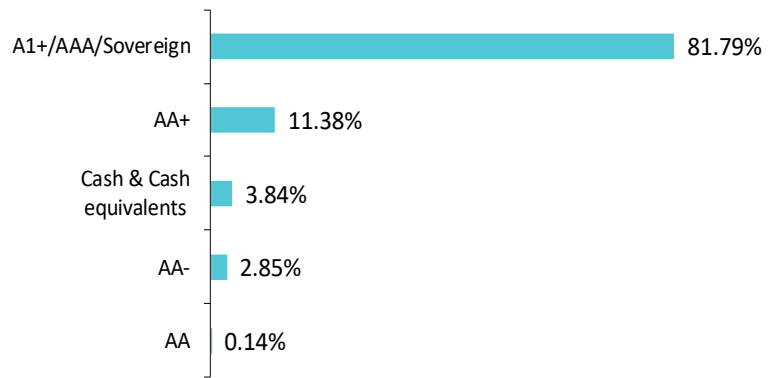
## CURRENT MARKET CAP (% of Equity holdings)



## CURRENT ASSET ALLOCATION (% of Net Assets)



## RATING ALLOCATION (% of Debt holdings)



## TOP 10 STOCKS (For Equity Portion)

Top 10 Stocks	% of Net Assets
HDFC Bank Limited	1.36%
Reliance Industries Limited	1.12%
ICICI Bank Limited	0.98%
Larsen & Toubro Limited	0.67%
Tech Mahindra Limited	0.64%
State Bank of India	0.64%
Axis Bank Limited	0.63%
Bharat Heavy Electricals Limited	0.58%
Cummins India Limited	0.56%
Infosys Limited	0.55%

Top 10 Stocks (% to net assets) have been considered as of the latest month end

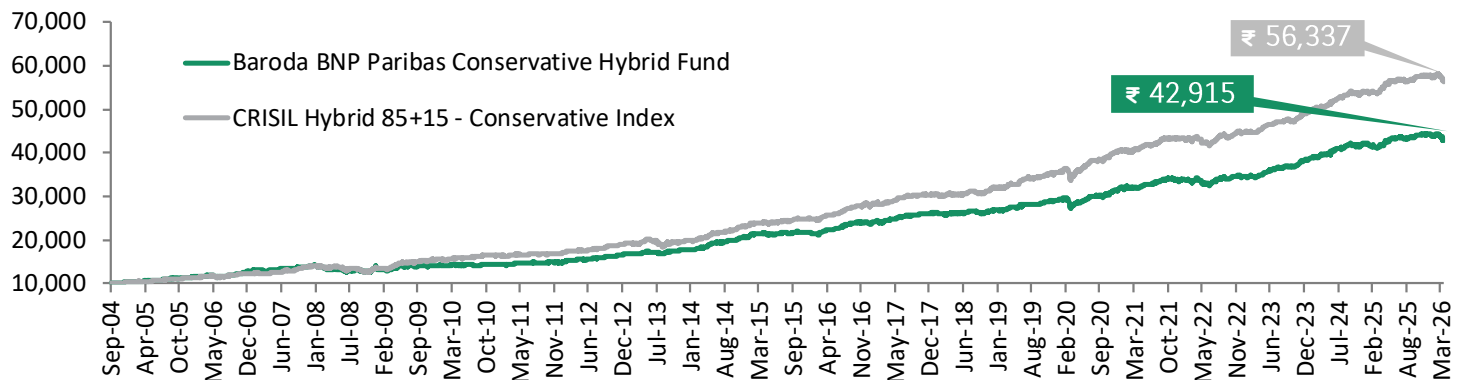
## TOP 10 SECTORS (For Equity Portion)

Top 10 Sectors	% of Net Assets
Banks	5.32%
IT - Software	2.12%
Pharmaceuticals & Biotechnology	1.39%
Automobiles	1.24%
Petroleum Products	1.12%
Electrical Equipment	1.01%
Capital Markets	0.81%
Consumer Durables	0.76%
IT - Services	0.72%
Finance	0.68%

Top 10 Sectors (% to net assets) have been considered as of the latest month end

The sector(s)/stock(s) mentioned in this document do not constitute any recommendation of the same and Baroda BNP Paribas Mutual Fund may or may not have any future position in these sector(s)/stock(s). Further, the portfolio of the Scheme is subject to changes within the provisions and limitations of Scheme Information Document (SID). For further details on asset allocation, investment strategy and risk factors of the Scheme please refer to SID available on our website ([www.barodabnp-paribasmf.in](http://www.barodabnp-paribasmf.in)).

## NAV MOVEMENT (₹ 10,000 Invested at Inception)



NAV & index values re-based to ₹10,000 depicting lump sum investment since the inception date of the fund. The above chart show the NAV movement since inception to July March 31, 2026.

## PERFORMANCE OF BARODA BNP PARIBAS CONSERVATIVE HYBRID FUND

S.No	Scheme managed by Mr. Pratish Krishnan (Equity Portfolio), Mr. Ankeet Pandya (Equity Portfolio) & Mr. Prashant Pimple (For Fixed Income Portfolio), Mr. Gurvinder Singh Wasan (Fixed Income Portfolio)	1 Year		3 years		5 Years		Since Inception		Date of Inception of the Scheme
		Returns In ₹*	CAGR(%)	Returns In ₹*	CAGR(%)	Returns In ₹*	CAGR(%)	Returns In ₹*	CAGR(%)	
1	Baroda BNP Paribas Conservative Hybrid Fund	10231.66	2.30	12362.21	7.32	13418.87	6.06	42911.02	7.00	23-Sep-04
	CRISIL Hybrid 85+15 - Conservative Index	10268.61	2.67	12527.36	7.80	13832.96	6.70	56327.00	8.36	
	Additional Benchmark CRISIL 10 year Gilt Index	10212.42	2.11	12178.09	6.79	12731.40	4.95	34637.22	5.94	

\*Returns in ₹ show the value of 10,000/- invested for last 1 year, last 3 years, last 5 years and since inception respectively.

CAGR :- Compound annual growth rate, Returns Pertain to Regular Plan - Growth option .

Past performance may or may not be sustained in future and is not a guarantee of any future returns.

For Other funds managed by the fund manager , please [Click here](#)



Data as on March 31, 2026

## Income Distribution cum Capital Withdrawal (IDCW) HISTORY (Regular Plan - IDCW Option)

Record Date	Distribution Rate Per Unit (₹) Individual/others	Cum--IDWC NAV (₹)
27-Jan-26	0.07	10.77
27-Feb-26	0.07	10.80
27-Mar-26	0.06	10.47

Last 3 IDCW declared for IDCW option.

Pursuant to distribution under Income Distribution cum Capital Withdrawal (IDCW) option, NAV of the IDCW option of the scheme(s) would fall to the extent of pay-out and statutory levy (if applicable). The amounts under IDCW options can be distributed out of investors' capital (Equalization Reserve), which is part of sale price that represents realized gains. Past performance may or may not be sustained in future and is not a guarantee of any future returns. The above stated distribution rate per unit is net distribution rate after deducting applicable taxes. The above distribution rates are on face value of Rs 10 per unit. Face value may change depending upon Fair Value of the scheme.

<p><b>Baroda BNP Paribas Conservative Hybrid Fund</b> (An Open ended Hybrid Scheme investing predominantly in debt instruments)</p> <p><b>This product is suitable for Investors who are seeking*:</b></p> <ul style="list-style-type: none"> <li>▶ Regular income and capital appreciation in long term.</li> <li>▶ Investments primarily in Debt &amp; money market instruments for regular returns &amp; in equity and equity related securities for capital appreciation.</li> </ul>	<p><b>Scheme Riskometer<sup>^^</sup></b></p>  <p><b>Investors understand that their principal will be at Moderately High risk.</b></p>	<p><b>Benchmark (Tier 1) Riskometer<sup>^</sup></b></p>  <p><b>Benchmark riskometer is at Moderately High risk.</b></p>
<p><sup>^^</sup>Riskometer For Scheme: basis it's portfolio, <sup>^</sup>Riskometer For Benchmark (CRISIL Hybrid 85+15 - Conservative Index): basis it's constituents; as on March 31, 2026</p>		
<p><b>*Investors should consult their financial advisers if in doubt about whether the product is suitable for them.</b></p>		

## DISCLAIMERS

**Debt Quants** - The information contained in this report has been obtained from sources considered to be authentic and reliable. The quantitative data does not purport to be an offer for purchase and sale of mutual fund units.

**Portfolio Positioning, Top 10 Sectors/Stocks** - details contained herein is for general information purposes only and does not indicate assurance of future Scheme performance. The sector(s)/stock(s) mentioned in this document do not constitute any recommendation of the same and Baroda BNP Paribas Mutual Fund may or may not have any future position in these sector(s)/stock(s). Further, the portfolio of the Scheme is subject to changes within the provisions and limitations of Scheme Information Document (SID). For further details on asset allocation, investment strategy and risk factors of the Scheme please refer to SID available on our website ([www.barodabnpparibasmf.in](http://www.barodabnpparibasmf.in)).

**NAV Movement (Rs. 10,000 Invested at Inception)** - All returns are for Regular Plan - Growth Option. Past performance may or may not be sustained in future and is not a guarantee of any future returns. Returns do not take into account the load, if any.

**Market Capitalization as per SEBI** - Large Cap: 1st - 100th company, Mid Cap: 101st - 250th company and Small Cap: 251st company onwards in terms of full market capitalization.

**Concept of Macaulay duration** - The Macaulay Duration is a measure of a bond's sensitivity to interest rate changes. It is expressed in annual terms. It is the weighted average term to maturity of the cash flows from a bond. The weight of each cash flow is determined by dividing the present value of the cash flow by the price. Factors like a bond's price, maturity, coupon, yield to maturity among others impact the calculation of Macaulay duration. The Macaulay duration can be viewed as the economic balance point of a group of cash flows. Another way to interpret the statistic is that it is the weighted average number of years an investor must maintain a position in the bond until the present value of the bond's cash flows equals the amount paid for the bond. As it provides a way to estimate the effect of certain market changes on a bond's price, the investor can choose an investment that will better meet his future cash needs.

The material contained herein has been prepared without regard to the individual financial circumstances and objectives of persons who receive it. This information is meant for general reading purpose only and is not meant to serve as a professional guide for the readers. Except for the historical information contained herein, statements in this publication, which contain words or phrases such as 'will', 'would', etc., and similar expressions or variations of such expressions may constitute 'forward-looking statements'. These forward-looking statements involve a number of risks, uncertainties and other factors that could cause actual results to differ materially from those suggested by the forward-looking statements. BBNPPAMIPL undertakes no obligation to update forward-looking statements to reflect events or circumstances after the date thereof. The words like believe/belief are independent perception of the Fund Manager and do not construe as opinion or advice. This information is not intended to be an offer to see or a solicitation for the purchase or sale of any financial product or instrument. The information should not be construed as an investment advice and investors are requested to consult their investment advisor and arrive at an informed decision before making any investments. The Trustee, AMC, Mutual Fund, their directors, officers or their employees shall not be liable in any way for any direct, indirect, special, incidental, consequential, punitive or exemplary damages arising out of the information contained in this document.

BARODA BNP PARIBAS ASSET MANAGEMENT INDIA PVT. LTD.

Corporate Identity Number (CIN) : U65991MH2003PTC142972

201 (A), 2nd Floor, A Wing, Parinee Crescenzo, C-38 & C-39, G-Block, Bandra Kurla Complex, Mumbai 400 051 India.

Call 1800 2670 189 (toll free) | Visit [www.barodabnpparibasmf.in](http://www.barodabnpparibasmf.in)

Mutual Fund investments are subject to market risks, read all scheme related documents carefully.