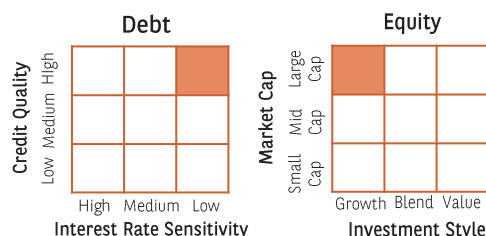


# Baroda BNP Paribas CONSERVATIVE HYBRID Fund

(An Open ended Hybrid Scheme investing predominantly in debt instruments)

April 30, 2025

## INVESTMENT APPROACH



## DEBT QUANTS

Yield to Maturity (%)	7.16
Average Maturity (Years)	8.62
Modified Duration (Years)	4.32
Macaulay Duration (Years)	4.54

## FUND DETAILS



### Fund Manager~

Category	Fund Manager~	Managing Fund Since	Experience
Equity	Pratish Krishnan	14-Mar-22	23
Equity	Ankeet Pandya	01-Jan-25	11
Fixed Income	Prashant Pimple	21-Oct-22	24
Fixed Income	Gurvinder singh wasan	21-Oct-24	21



### Inception Date

September 23, 2004



### Category

Conservative Hybrid Fund



### Benchmark Index (Tier I)

CRISIL Hybrid 85+15 - Conservative Index



### Monthly AAUM\*

₹ 741.50 Crores

### AUM\*

₹ 748.20 Crores



### Application Amount:

Minimum Application Amount:

₹ 1,000 per application and in multiples of ₹ 1 thereafter.

Minimum Additional Application Amount:

₹ 500 and in multiples of ₹ 1 thereafter.



### Load Structure

**Exit Load:** • 1.00% if redeemed or switched-out upto 6 months from the date of allotment of units.

• Nil, if redeemed or switched-out after 6 months from the date of allotment of units

For detailed load structure please refer Scheme Information Document.

\*Monthly AAUM and AUM - Excluding inter-scheme Investments, if any, by other schemes of Baroda BNP Paribas Mutual Fund, as may be applicable

## ABOUT THE FUND

- Baroda BNP Paribas Conservative Hybrid Fund invests around 75%-90% of its holdings in debt and money market instruments. The scheme also intends to invest (in the range of 10%-25%) in equity and equity related instruments. The portfolio may also invest upto 10% of its net assets in REITs and InvITS.
- The debt segment of the portfolio is actively managed based on the fund manager's interest rate outlook. The AMC forms views on the likely direction of interest rates and the portfolio is structured consistent with these views. Individual instruments are bought and sold based on the conformity with the interest rate view and the instrument specific factors (credit risk, exposure). By actively managing the portfolio, the scheme attempts to achieve its objective through both interest yield and capital appreciation.
- The equity segment of the portfolio is diversified across sectors with a bias towards companies having large market capitalization.
- The scheme is suitable for investors who are also seeking capital appreciation in the long term.

## PORTFOLIO POSITIONING

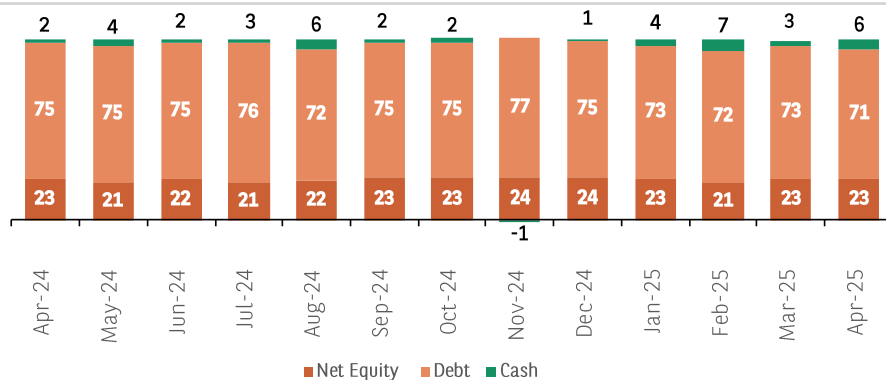
### Equity:

- Equity exposure stands at 22.9%
- Compared to the last month, we have added exposure to information technology, consumer discretionary, energy and reduced exposure to industrials and financials.
- Mid and small cap exposure stands at 37%, compared to 38 % as of the last month. Large Cap exposure stands at 63% % compared to 62% (Exposure as % of net assets as on March 31, 2023).

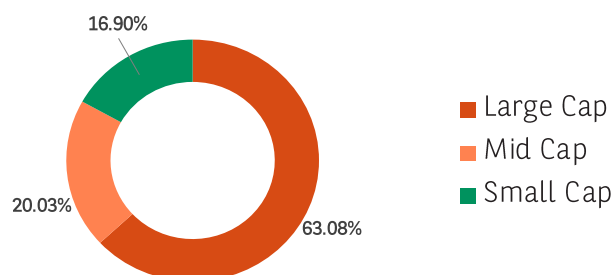
### Debt:

- MPC reduced repo rate by 25bps to 6% with a change in stance to 'accommodative' to support growth.
- The weighted average overnight Rates eased by 25bps-35bps at 5.75% in April-25 from 6.10-6.15 in March-25
- RBI is looking at keeping liquidity in surplus near to 1% of NDTL (surplus of INR 2.2tn).
- The MPC has revised its FY26 growth estimate lower to 6.5% as against the February estimate of 6.7%.
- The MPC has also revised its FY26 CPI projection lower to target of 4% (4.2% earlier)
- The Shorter end corporate bonds have further eased by 20bps after the announcement of cut in early April.
- We remain invested in G-sec as well as corporate bonds ranging from short to medium term maturities across ratings.
- In addition, we have allocated in AAA PTCs to maintain an attractive carry of the portfolio.
- We have increased the duration of the scheme to 4.55 years compared to 3.75 years to have the benefits of the rate cut in April 2025.
- The scheme remains open to tactical duration calls apart from maintaining a reasonably attractive carry through corporate bonds.

## HISTORIC ASSET ALLOCATION (% of Net Assets)

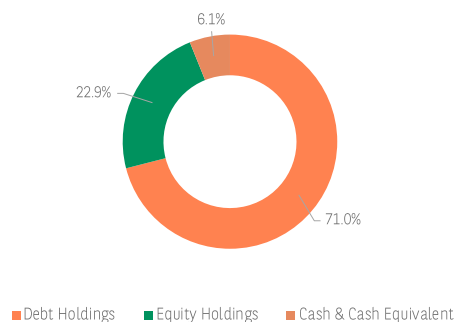


## CURRENT MARKET CAP (% of Equity holdings)

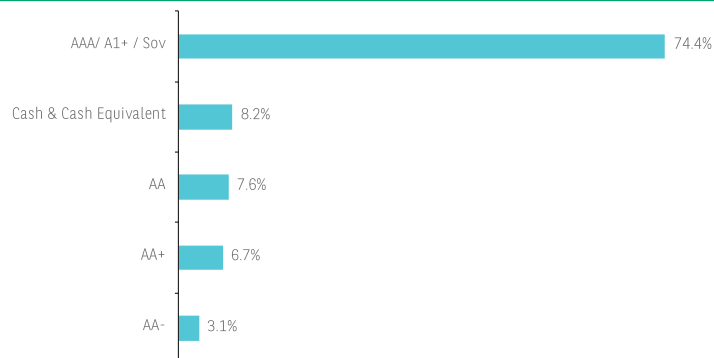


Data as on April 30, 2025

## CURRENT ASSET ALLOCATION (% of Net Assets)



## RATING ALLOCATION (% of Debt holdings)



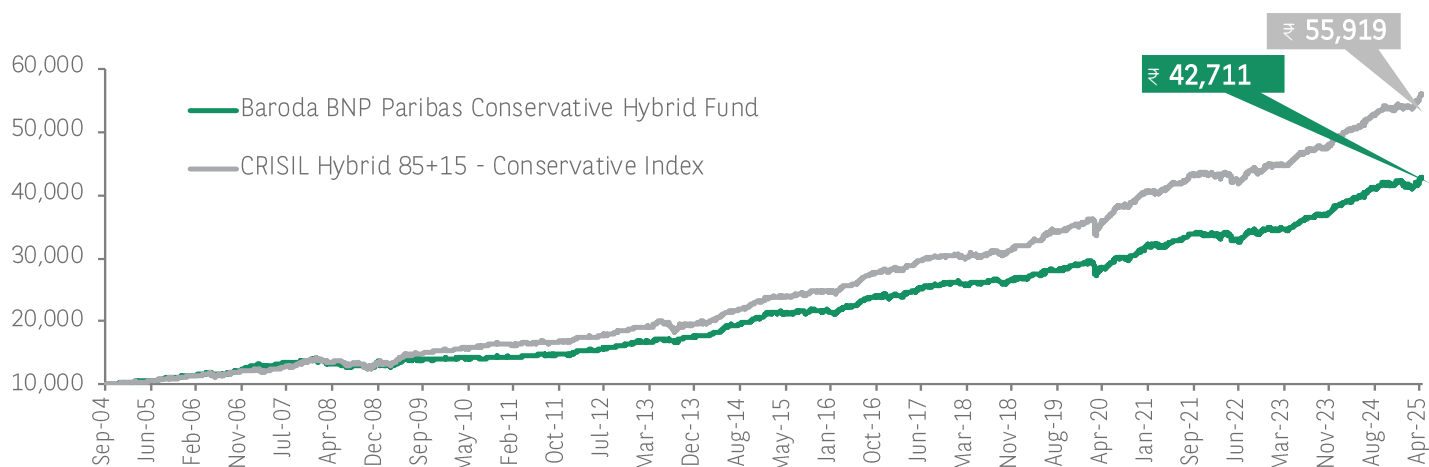
## TOP 10 SECTORS ( For Equity Portion)

Top 10 Sectors	% of Net Assets
Banks	5.80%
IT - Software	1.94%
Pharmaceuticals & Biotechnology	1.33%
Petroleum Products	1.25%
Finance	1.13%
Automobiles	1.12%
Telecom - Services	0.90%
Electrical Equipment	0.89%
Retailing	0.83%
Chemicals & Petrochemicals	0.76%

Top 10 Sectors (% to net assets) have been considered as of the latest month end

The sector(s)/stock(s) mentioned in this document do not constitute any recommendation of the same and Baroda BNP Paribas Mutual Fund may or may not have any future position in these sector(s)/stock(s). Further, the portfolio of the Scheme is subject to changes within the provisions and limitations of Scheme Information Document (SID). For further details on asset allocation, investment strategy and risk factors of the Scheme please refer to SID available on our website ([www.barodabnp-paribasmf.in](http://www.barodabnp-paribasmf.in)).

## NAV MOVEMENT ( ₹ 10,000 Invested at Inception)



NAV & index values re-based to ₹10,000 depicting lump sum investment since the inception date of the fund. The above chart show the NAV movement since inception to 30<sup>th</sup> April 2025.

## PERFORMANCE OF BARODA BNP PARIBAS CONSERVATIVE HYBRID FUND

S.No	Scheme managed by Mr. Pratish Krishnan (Equity Portfolio), Mr. Ankeet Pandya & Mr. Prashant Pimple (For Fixed Income Portfolio), Mr. Gurvinder Singh Wasan (Fixed Income Portfolio)	1 Year		3 years		5 Years		Since Inception		Date of Inception of the Scheme
		Returns In ₹ *	CAGR(%)	Returns In ₹ *	CAGR(%)	Returns In ₹ *	CAGR(%)	Returns In ₹ *	CAGR(%)	
1	Baroda BNP Paribas Conservative Hybrid Fund	10738.12	7.38	12715.07	8.32	14898.66	8.30	42711.21	7.30	23-Sep-04
	CRISIL Hybrid 85+15 - Conservative Index	11027.70	10.28	12963.85	9.02	15542.78	9.22	55919.44	8.71	
	Additional Benchmark CRISIL 10 year Gilt Index	11257.56	12.58	12805.86	8.58	13105.10	5.55	34627.20	6.21	



\*Returns in ₹ show the value of 10,000/- invested for last 1 year, last 3 years, last 5 years and since inception respectively.

CAGR :- Compound annual growth rate

Past performance may or may not be sustained in future and is not a guarantee of any future returns.

For Other funds managed by the fund manager , please [Click here](#)

Data as on April 30, 2025

<p><b>Baroda BNP Paribas Conservative Hybrid Fund</b> (An Open ended Hybrid Scheme investing predominantly in debt instruments)</p> <p><b>This product is suitable for investors who are seeking*:</b></p> <ul style="list-style-type: none"> <li>▶ Regular income and capital appreciation in long term.</li> <li>▶ Investments primarily in Debt &amp; money market instruments for regular returns &amp; in equity and equity related securities for capital appreciation.</li> </ul>	<p><b>Scheme Riskometer<sup>^^</sup></b></p>  <p>Investors understand that their principal will be at Moderately High risk.</p>	<p><b>Benchmark (Tier 1) Riskometer<sup>^</sup></b></p>  <p>Benchmark riskometer is at Moderately High risk.</p>
<p><sup>^^</sup>Riskometer For Scheme: basis it's portfolio, <sup>^</sup>Riskometer For Benchmark (CRISIL Hybrid 85+15 – Conservative Index): basis it's constituents; as on April 30, 2025</p> <p><b>*Investors should consult their financial advisers if in doubt about whether the product is suitable for them.</b></p>		

## DISCLAIMERS

**Debt Quants** - The information contained in this report has been obtained from sources considered to be authentic and reliable. The quantitative data does not purport to be an offer for purchase and sale of mutual fund units.

**Portfolio Positioning, Top 10 Sectors/Stocks** - details contained herein is for general information purposes only and does not indicate assurance of future Scheme performance. The sector(s)/stock(s) mentioned in this document do not constitute any recommendation of the same and Baroda BNP Paribas Mutual Fund may or may not have any future position in these sector(s)/stock(s). Further, the portfolio of the Scheme is subject to changes within the provisions and limitations of Scheme Information Document (SID). For further details on asset allocation, investment strategy and risk factors of the Scheme please refer to SID available on our website ([www.barodabnpparibasmf.in](http://www.barodabnpparibasmf.in)).

**NAV Movement (Rs. 10,000 Invested at Inception)** - All returns are for Regular Plan - Growth Option. Past performance may or may not be sustained in future and is not a guarantee of any future returns. Returns do not take into account the load, if any.

**Market Capitalization as per SEBI** - Large Cap: 1st - 100th company, Mid Cap: 101st - 250th company and Small Cap: 251st company onwards in terms of full market capitalization.

**Concept of Macaulay duration** - The Macaulay Duration is a measure of a bond's sensitivity to interest rate changes. It is expressed in annual terms. It is the weighted average term to maturity of the cash flows from a bond. The weight of each cash flow is determined by dividing the present value of the cash flow by the price. Factors like a bond's price, maturity, coupon, yield to maturity among others impact the calculation of Macaulay duration. The Macaulay duration can be viewed as the economic balance point of a group of cash flows. Another way to interpret the statistic is that it is the weighted average number of years an investor must maintain a position in the bond until the present value of the bond's cash flows equals the amount paid for the bond. As it provides a way to estimate the effect of certain market changes on a bond's price, the investor can choose an investment that will better meet his future cash needs

The material contained herein has been prepared without regard to the individual financial circumstances and objectives of persons who receive it. This information is meant for general reading purpose only and is not meant to serve as a professional guide for the readers. Except for the historical information contained herein, statements in this publication, which contain words or phrases such as 'will', 'would', etc., and similar expressions or variations of such expressions may constitute 'forward-looking statements'. These forward-looking statements involve a number of risks, uncertainties and other factors that could cause actual results to differ materially from those suggested by the forward-looking statements. BBNPPAMIPL undertakes no obligation to update forward-looking statements to reflect events or circumstances after the date thereof. The words like believe/belief are independent perception of the Fund Manager and do not construe as opinion or advise. This information is not intended to be an offer to see or a solicitation for the purchase or sale of any financial product or instrument. The information should not be construed as an investment advice and investors are requested to consult their investment advisor and arrive at an informed decision before making any investments. The Trustee, AMC, Mutual Fund, their directors, officers or their employees shall not be liable in any way for any direct, indirect, special, incidental, consequential, punitive or exemplary damages arising out of the information contained in this document.

BARODA BNP PARIBAS ASSET MANAGEMENT INDIA PVT. LTD.

Corporate Identity Number (CIN) : U65991MH2003PTC142972

201 (A), 2nd Floor, A Wing, Crescenzo, C-38 & C-39, G-Block, Bandra Kurla Complex, Mumbai 400 051 India.

Call 1800 2670 189 (toll free) | Visit [www.barodabnpparibasmf.in](http://www.barodabnpparibasmf.in)

Mutual Fund investments are subject to market risks, read all scheme related documents carefully.