

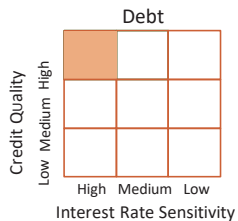
# Baroda BNP Paribas Credit Risk Fund<sup>^</sup>

(An open-ended debt scheme predominantly investing in AA and below rated

corporate bonds (excluding AA+ rated corporate bonds). A Relatively High Interest Rate Risk and High Credit Risk)

July 31, 2025

## INVESTMENT APPROACH



## DEBT QUANTS

Yield to Maturity(%)	7.43
Average Maturity (Years)	3.48
Modified Duration (Years)	2.35
Macaulay Duration (Years)	2.46

## FUND DETAILS



### Fund Manager<sup>~</sup>

Category	Fund Manager	Managing Fund Since	Experience( in yrs)
Fixed Income	Gurvinder Singh Wasan	21-Oct-24	21
Fixed Income	Vikram Pamnani	11-Jul-24	14



**Inception Date**  
January 23, 2015



**Category**  
Credit Risk Fund



**Benchmark Index (Tier - 1)**  
CRISIL Credit Risk Debt B-II Index



**Monthly AAUM\***      **AUM\***  
₹ 190.48 Crores      ₹ 191.53 Crores



**Application Amount:**  
Minimum Application Amount:  
₹ 5,000 and in multiples of ₹ 1 thereafter.  
Minimum Additional Application Amount:  
₹ 1,000 and in multiples of ₹ 1 thereafter.



**Load Structure**  
Exit Load: 1. If units are redeemed upto 10% of the units, on or before one year from the date of allotment: Nil  
2. If units are redeemed over and above the 10% limit, on or before one year from the date of allotment: 1% of the applicable Net Asset Value (NAV)  
3. If units are redeemed after one year from the date of allotment: Nil

For detailed load structure please refer Scheme Information Document of the scheme.

\*Monthly AAUM and AUM - Excluding inter-scheme Investments, if any, by other schemes of Baroda BNP Paribas Mutual Fund, as may be applicable

<sup>^</sup> Kindly note that with effect from September 11, 2024, Baroda BNP Paribas Medium Duration Fund ('Merging Scheme') has merged into Baroda BNP Paribas Credit Risk Fund ('Surviving Scheme'). The segregated portfolio under the merging scheme is now under the surviving scheme.

**Note on Segregated Portfolio:** Due to credit event (Default of debt servicing by Yes Bank on March 6, 2020), securities of Yes Bank have been segregated from the scheme's portfolio w.e.f March 6, 2020. Yes Bank had, on March 14, 2020, informed the Stock Exchanges that the AT1 bonds were fully written down and had extinguished with immediate effect pursuant to Master Circular- Basel III Capital Regulations dated July 01, 2015 read with Section 45 of the Banking Regulation Act, 1949. On March 16, 2020, Axis Trustee Services Ltd., debenture trustee for the AT1 bonds, had filed a writ petition in the Hon'ble High Court, Mumbai, inter alia seeking relief from the Court to set aside the decision to write off the AT1 bonds, and that the matter was sub-judice before the on'ble Court. Kindly refer to SID/KIM for complete details on segregation of portfolio

## ABOUT THE FUND

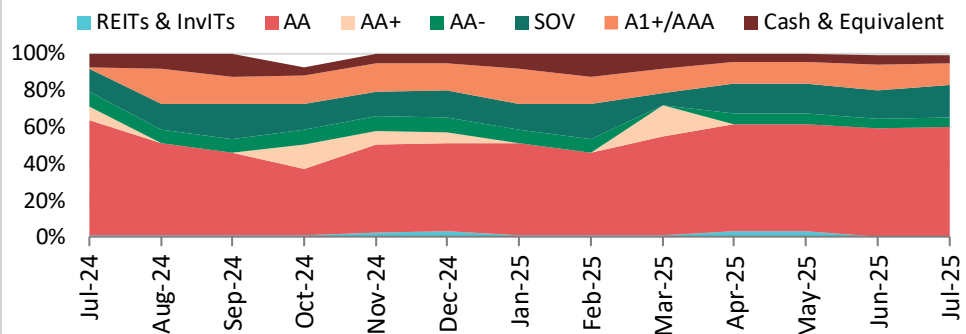
Baroda BNP Paribas Credit-risk fund is a debt fund which have at least 65% of their investments in AA (excluding AA+) and below rated corporate bonds. The fund aims to generate high returns by taking higher credit risks and invest in lower-rated papers. This fund invests based on short to medium term interest rate view and shape of the yield curve. They typically maintain a moderate duration of up to 2 years and invests in well researched credits / structures for yield enhancement. The fund looks for opportunities in the fixed income segment across varying interest rates cycle. Investing in such funds aims to give investors the benefit of generating income in both rising and falling interest rate environment. The fund has adequate exposure towards AAA bonds, G-Sec & money market instruments for ensuring liquidity.

## PORTFOLIO POSITIONING

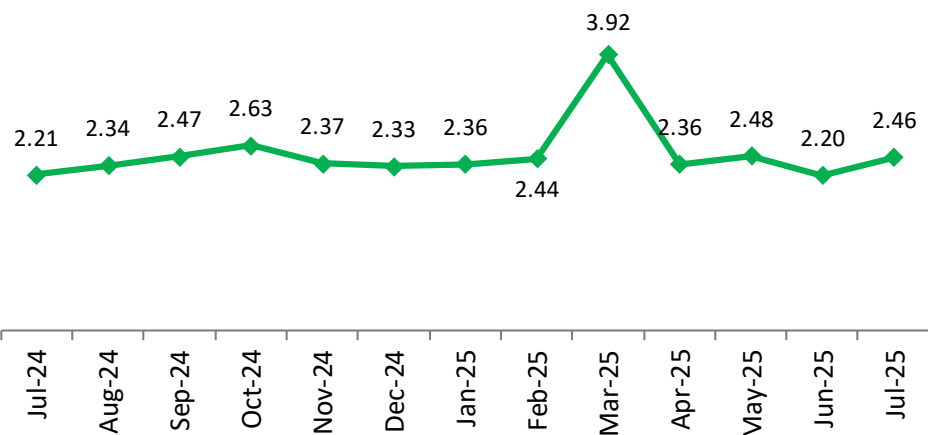
- Credit Growth increase to 9.8% in current month compared to 9.0% in June-25, while deposit growth remained flat at 10% over the last 2 Month.
- Demand on credit asset have increased due to attractive spread over AAA, Yield on credit asset have decreased to 10-15bps over the last month.
- As mandated, we remain invested more than 56% in good quality AA and below AA assets.
- We have allocated small amount in units of REITS and INVITS to enhance the potential return of the fund.
- We intend to maintain Average duration between 2.00 – 2.75 years.
- The scheme remains open to tactical duration calls.

( Source – BBNP Paribas Internal Research )  
( Data as on – July 31, 2025 )

## RATING ALLOCATION TREND ( % of Net Assets)

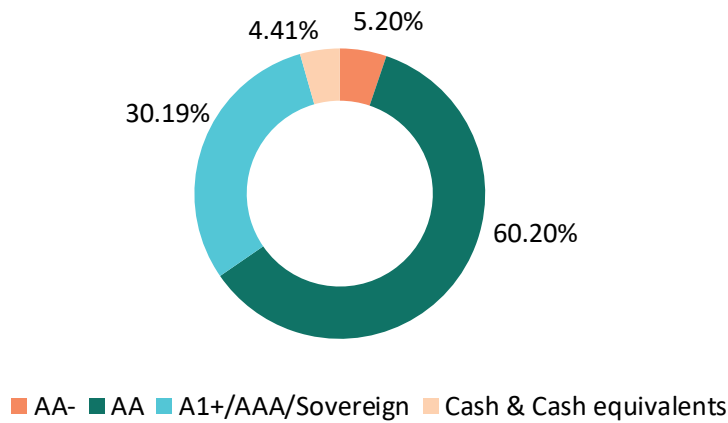


## MACAULAY DURATION (In years)

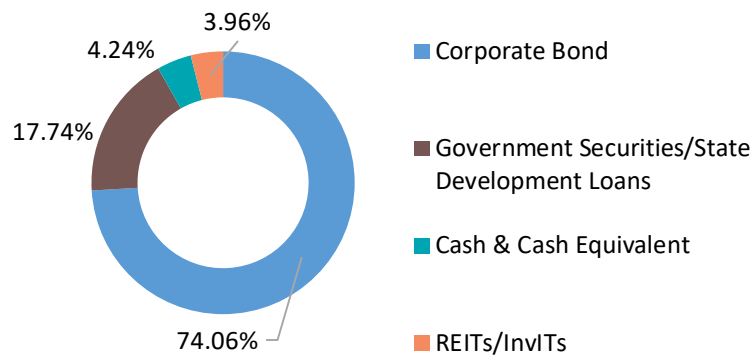


Data as on July 31, 2025

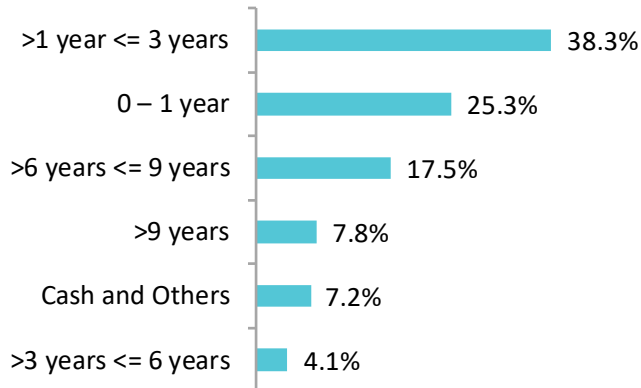
## RATING ALLOCATION ( % of Net Assets)



## ASSET ALLOCATION ( % of Net Assets)



## MATURITY PROFILE ( % of Net Assets)



## TOP 10 HOLDINGS# (% of Net Assets)

Fixed Income Holdings	Security Type	Rating	% of Net Assets
Tata Projects Limited	Corporate Debt	FTCH AA	7.95%
Nimra Limited	Corporate Debt	CRISIL AA	7.46%
Nuvoco Vistas Corporation Limited	Corporate Debt	CRISIL AA	7.31%
Piramal Finance Limited	Corporate Debt	CRA AA	6.98%
JSW Steel Limited	Corporate Debt	CRA AA	6.82%
7.18% GOI MD 14/08/2033)	Government Security	Sovereign	5.74%
Adani Ports and Special Economic Zone Limited	Corporate Debt	CRA AAA	5.32%
Vedanta Limited	Corporate Debt	CRA AA	5.26%
Truhome Finance Limited	Corporate Debt	FTCH AA	5.26%
IndoStar Capital Finance Limited	Corporate Debt	CARE AA-	4.99%

The sector(s)/stock(s) mentioned in this document do not constitute any recommendation of the same and Baroda BNP Paribas Mutual Fund may or may not have any future position in these sector(s)/stock(s). Further, the portfolio of the Scheme is subject to changes within the provisions and limitations of Scheme Information Document (SID). For further details on asset allocation, investment strategy and risk factors of the Scheme please refer to SID available on our website ([www.barodabnpparibasmf.in](http://www.barodabnpparibasmf.in)).

## PERFORMANCE OF BARODA BNP PARIBAS CREDIT RISK FUND

S.No	Scheme managed by M.r.Gurvinder Singh Wasan & M.r.Vikram Pamnani	1 Year		3 years		5 Years		Since Inception		Date of Inception of the Scheme
		Returns in ₹*	CAGR (%)	Returns in ₹*	CAGR (%)	Returns in ₹*	CAGR (%)	Returns in ₹*	CAGR (%)	
1	Baroda BNP Paribas Credit Risk Fund <sup>§</sup> (scheme has two segregated portfolio)	10892.74	8.93	12578.05	7.94	16069.98	9.95	22359.10	7.94	23-Jan-15
	Benchmark – CRISIL Credit Risk Debt B-II Index	10657.55	6.58	12761.05	8.46	14313.24	7.43	23110.10	8.28	
	Additional Benchmark – CRISIL 10 Year Gilt Index	10987.75	9.88	12850.60	8.71	12968.20	5.33	19849.86	6.73	

\*Returns in ₹ show the value of 10,000/- invested for last 1 year, last 3 years, last 5 years and since inception respectively.

CAGR :- Compound annual growth rate

**Past performance may or may not be sustained in future and is not a guarantee of any future returns.** Returns do not take into account the load, if any. Returns are for growth option. Different plans shall have a different expense structure. The performance details provided above for Debt Funds are for direct plan.

<sup>§</sup>Impact of segregation Fall in NAV - Mar 6, 2020 v/s Mar 5, 2020 : -2.24%

For Other funds managed by the fund manager, please [Click here](#)

Data as on July 31, 2025

Income Distribution cum Capital Withdrawal (IDCW) HISTORY (Regular Plan - IDCW Option)

Record Date	Distribution Rate Per Unit (₹) Individual/others	Cum —IDW C NAV (₹)
27-May-25	0.07	11.40
27-Jun-25	0.07	11.37
28-Jun-25	0.07	11.38

Last 3 IDCW declared for IDCW option.

Pursuant to distribution under Income Distribution cum Capital Withdrawal ('IDCW') option, NAV of the IDCW option of the scheme(s) would fall to the extent of pay-out and statutory levy (if applicable). The amounts under IDCW options can be distributed out of investors capital (Equalization Reserve), which is part of sale price that represents realized gains. **Past performance may or may not be sustained in future and is not a guarantee of any future returns.** The above stated distribution rate per unit is net distribution rate after deducting applicable taxes. The above distribution rates are on face value of Rs 10 per unit. Face value may change depending upon FV of the scheme.

Product Labelling

**Baroda BNP Paribas Credit Risk Fund**  
(scheme has two segregated portfolio)  
(An open-ended debt scheme predominantly investing in AA and below rated corporate bonds (excluding AA+ rated corporate bonds). A Relatively High Interest Rate Risk and High Credit Risk)

**This product is suitable for investors who are seeking\*:**

- Income over medium term.
- Investment in a mix of debt and money market instruments across the credit and maturity spectrum.

**Scheme Riskometer^^**  

Investors understand that their principal will be at Moderately High risk.

**Benchmark (Tier 1) Riskometer^**  

Benchmark riskometer is at Moderately High risk.

^^Riskometer For Scheme: basis it's portfolio, ^Riskometer For Benchmark (CRISIL Credit Risk Debt B-II Index): basis it's constituents; as on July 31, 2025

**\*Investors should consult their financial advisers if in doubt about whether the product is suitable for them.**

Potential Risk Class (PRC) matrix*			
Credit Risk (Max)→ Interest Rate Risk (Max)↓	Relatively Low: Class A (CRV>=12)	Moderate: Class B (CRV>=10)	Relatively High: Class C (CRV<10)
Relatively Low: Class I (MD<=1 year)			
Moderate: Class II (MD<=3 year)			
Relatively High: Class III (Any MD)			C-III

MD=Macaulay Duration, CRV=Credit Risk Value.

The above PRC matrix denotes the maximum risk that the Scheme can take i.e. maximum interest rate risk (measured by MD of the scheme) and maximum credit risk (measured by CRV of the scheme).

DISCLAIMERS

+Concept of Macaulay duration - The Macaulay Duration is a measure of a bond's sensitivity to interest rate changes. It is expressed in annual terms. It is the weighted average term to maturity of the cash flows from a bond. The weight of each cash flow is determined by dividing the present value of the cash flow by the price. Factors like a bond's price, maturity, coupon, yield to maturity among others impact the calculation of Macaulay duration. The Macaulay duration can be viewed as the economic balance point of a group of cash flows. Another way to interpret the statistic is that it is the weighted average number of years an investor must maintain a position in the bond until the present value of the bond's cash flows equals the amount paid for the bond. As it provides a way to estimate the effect of certain market changes on a bond's price, the investor can choose an investment that will better meet his future cash needs.

#Sectoral Composition, Top 10 Holdings - The sector(s)/stock(s) mentioned in this document do not constitute any recommendation of the same and Baroda BNP Paribas Mutual Fund may or may not have any future position in these sector(s)/stock(s). Further, the portfolio of the Scheme is subject to changes within the provisions and limitations of Scheme Information Document (SID). For further details on asset allocation, investment strategy and risk factors of the Scheme please refer to SID available on our website ([www.barodabnpparibasmf.in](http://www.barodabnpparibasmf.in))

Debt Quants - The information contained in this report has been obtained from sources considered to be authentic and reliable. The quantitative data does not purport to be an offer for purchase and sale of mutual fund units.

Portfolio Positioning, Rating Allocation Trend - details contained herein is for general information purposes only and does not indicate assurance of future Scheme performance. The portfolio of the Scheme is subject to changes within the provisions and limitations of Scheme Information Document (SID). For further details on asset allocation, investment strategy and risk factors of the Scheme, please refer to SID available on our website ([www.barodabnpparibasmf.in](http://www.barodabnpparibasmf.in)).

The material contained herein has been prepared without regard to the individual financial circumstances and objectives of persons who receive it. This information is meant for general reading purpose only and is not meant to serve as a professional guide for the readers. Except for the historical information contained herein, statements in this publication, which contain words or phrases such as 'will', 'would', etc., and similar expressions or variations of such expressions may constitute 'forward-looking statements'. These forward looking statements involve a number of risks, uncertainties and other factors that could cause actual results to differ materially from those suggested by the forward-looking statements. BBNPPAMIPL undertakes no obligation to update forward-looking statements to reflect events or circumstances after the date thereof. The words like believe/belief are independent perception of the Fund Manager and do not construe as opinion or advice. This information is not intended to be an offer to sell or a solicitation for the purchase or sale of any financial product or instrument. The information should not be construed as an investment advice and investors are requested to consult their investment advisor and arrive at an informed investment decision before making any investments. The sector(s) mentioned in this document do not constitute any recommendation of the same and Baroda BNP Paribas Mutual Fund may or may not have any future position in these sector(s). The Trustee, AMC, Mutual Fund, their directors, officers or their employees shall not be liable in any way for any direct, indirect, special, incidental, consequential, punitive or exemplary damages arising out of the information contained in this document.

BARODA BNP PARIBAS ASSET MANAGEMENT INDIA PVT. LTD.

Corporate Identity Number (CIN) : U65991MH2003PTC142972

201 (A), 2nd Floor, A Wing, Crescenzo, C-38 & C-39, G-Block, Bandra Kurla Complex, Mumbai 400 051 India.

Call 1800 2670 189 (toll free) | Visit [www.barodabnpparibasmf.in](http://www.barodabnpparibasmf.in)

Mutual Fund investments are subject to market risks, read all scheme related documents carefully.