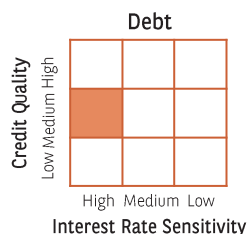


Baroda BNP Paribas Dynamic Bond Fund

(An Open ended Dynamic Debt Scheme investing across duration. A Relatively High Interest Rate Risk and Moderate Credit Risk Scheme)

August 31, 2025

INVESTMENT APPROACH



DEBT QUANTS

Yield to Maturity(%)	6.85
Average Maturity (Years)	15.37
Modified Duration (Years)	6.86
Macaulay Duration (Years)	7.12

FUND DETAILS



Fund Manager~

Category	Fund Manager	Managing Fund Since	Experience (in yrs)
Fixed Income	Gurvinder Singh Wasan	21-Oct-24	21
Fixed Income	Prashant Pimple	11-Jul-24	24



Inception Date

September 23, 2004



Category

Dynamic Bond



Benchmark Index (Tier - 1)

CRISIL Dynamic Bond A-III Index



Monthly AAUM*

₹ 219.43 Crores

AUM*

₹ 215.14 Crores



Application Amount:

Minimum Application Amount:

₹ 5000 and in multiples of ₹1 thereafter

Minimum Additional Application Amount:

₹1,000 and in multiples of ₹ 1 thereafter



Load Structure

Exit Load: Nil

For detailed load structure please refer Scheme Information Document of the scheme.

*Monthly AAUM and AUM - Excluding inter-scheme Investments, if any, by other schemes of Baroda BNP Paribas Mutual Fund, as may be applicable

ABOUT THE FUND

- Baroda BNP Paribas Dynamic Bond Fund invests across durations in debt and money market instruments.
- The scheme duration is dynamically managed to take advantage of any opportunities that may arise on account of interest rate movements. It strives to optimize potential returns in both rising and falling interest rate scenarios.
- The scheme may invest dynamically in bonds of various maturities in anticipation of a change in interest rate scenarios. The portfolio may have high duration and interest rate risks.
- With such active management the aim is to help capture the spread and duration gains by maintaining a strong focus on the credit quality of instruments. Additionally, with the help of stringent internal credit policy framework, the portfolio aims to maintain an optimum balance between yield, safety and liquidity.
- The scheme is suitable for investors with a long term investment horizon.

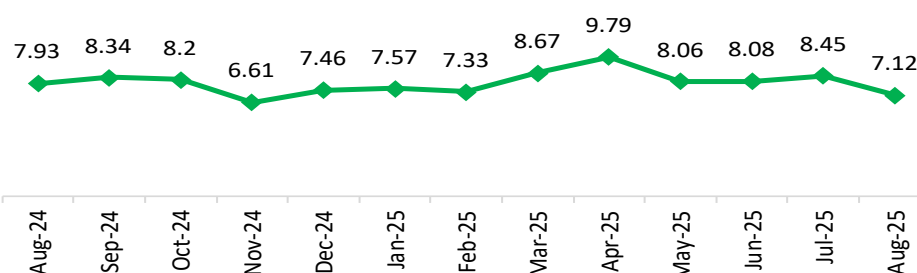
PORTFOLIO POSITIONING

- The primary objective of the Scheme is to generate income through investments in a range of Debt and Money Market Instruments of various maturities with a view to maximising income while maintaining an optimum balance between yield, safety and liquidity.
- We have allocated ~30% in PSU corporate bonds ranging from 3-5yr maturity to the get the accrual benefit of 70-80bps compared to GSEC.
- The recent selloff in the fixed income market has resulted in attractive entry point at long end of the Gsec curve, accordingly we have increased weightage to 30-40 yr sovereign bonds. Thereby we have maintained the duration around 7 years but with a barbell strategy.
- The scheme intends to actively manage its duration calls whenever opportunity arises.

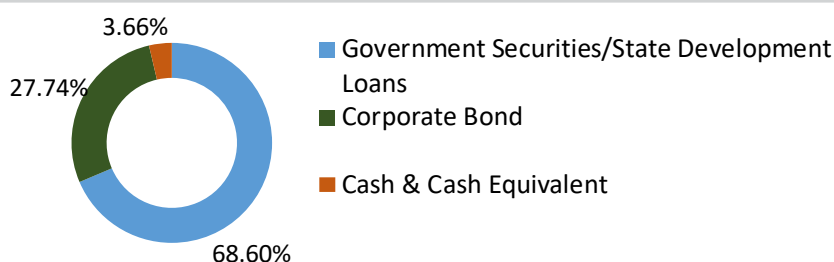
(Source - BBNP Paribas Internal Research)

(Data as on - August 31, 2025)

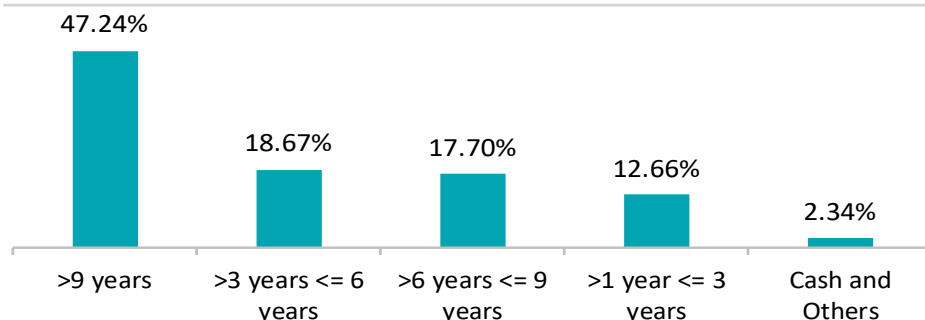
MACAULAY DURATION (in years)



ASSET ALLOCATION (% of Net Assets)



MATURITY PROFILE (% of Net Assets)



Data as on August 31, 2025

Fixed Income Holdings	Security Type	Rating	% of Net Assets
7.18% GOI (MD 14/08/2033)	Government Securities	Sovereign	13.89%
6.9% GOI (MD 15/04/2065)	Government Securities	Sovereign	13.09%
7.34% GOI (MD 22/04/2064)	Government Securities	Sovereign	12.92%
6.79% GOI (MD 07/10/2034)	Government Securities	Sovereign	11.71%
6.33% GOI (MD 05/05/2035)	Government Securities	Sovereign	7.30%
6.01% GOI (MD 21/07/2030)	Government Securities	Sovereign	6.89%
Export Import Bank of India	Corporate Debt	CRISIL AAA	4.72%
Indian Railway Finance Corporation Limited	Corporate Debt	CRISIL AAA	4.72%
Small Industries Dev Bank of India	Corporate Debt	CRISIL AAA	4.71%
REC Limited	Corporate Debt	ICRA AAA	4.64%

S.No	Scheme managed by Mr. Gurvinder Singh Wasan & Mr.Prashant Pimple	1 Year		3 years		5 Years		Since Inception		Date of Inception of the Scheme
		Returns In ₹*	CAGR(%)	Returns In ₹*	CAGR(%)	Returns In ₹*	CAGR(%)	Returns In ₹*	CAGR(%)	
1	Baroda BNP Paribas Dynamic Bond Fund	10502.37	5.04	12117.64	6.62	12947.68	5.31	44646.45	7.40	23-Sep-04
	Benchmark - CRISIL Dynamic Bond A-III Index	10681.44	6.83	12358.86	7.32	13337.82	5.93	47223.60	7.69	
	Additional Benchmark - CRISIL 10 year Gilt Index	10774.49	7.77	12531.14	7.82	13074.20	5.51	34600.28	6.11	

Record Date	Distribution Rate Per Unit (₹) Individual/others	Cum--IDWC NAV (₹)
27-Jun-25	0.06	10.44
28-Jul-25	0.06	10.42
28-Aug-25	0.06	10.25

Potential Risk Class (PRC) matrix*			
Credit Risk (Max)–	Relatively Low: Class A (CRV>=12)	Moderate: Class B (CRV>=10)	Relatively High: Class C (CRV<10)
Interest Rate Risk (Max):			
Relatively Low: Class I (MD<=1 year)			
Moderate: Class II (MD<=3 year)			
Relatively High: Class III (Any MD)		B-III	

MD=Macaulay Duration, CRV=Credit Risk Value.

The above PRC matrix denotes the maximum risk that the Scheme can take i.e. maximum interest rate risk (measured by MD of the scheme) and maximum credit risk (measured by CRV of the scheme).

DISCLAIMERS

+Concept of Macaulay duration - The Macaulay Duration is a measure of a bond’s sensitivity to interest rate changes. It is expressed in annual terms. It is the weighted average term to maturity of the cash flows from a bond. The weight of each cash flow is determined by dividing the present value of the cash flow by the price. Factors like a bond’s price, maturity, coupon, yield to maturity among others impact the calculation of Macaulay duration. The Macaulay duration can be viewed as the economic balance point of a group of cash flows. Another way to interpret the statistic is that it is the weighted average number of years an investor must maintain a position in the bond until the present value of the bond’s cash flows equals the amount paid for the bond. As it provides a way to estimate the effect of certain market changes on a bond’s price, the investor can choose an investment that will better meet his future cash needs.

#Top 10 Holdings - The sector(s)/stock(s) mentioned in this document do not constitute any recommendation of the same and Baroda BNP Paribas Mutual Fund may or may not have any future position in these sector(s)/stock(s). Further, the portfolio of the Scheme is subject to changes within the provisions and limitations of Scheme Information Document (SID). For further details on asset allocation, investment strategy and risk factors of the Scheme please refer to SID available on our website (www.barodabnpparibasmf.in)

Debt Quants - The information contained in this report has been obtained from sources considered to be authentic and reliable. The quantitative data does not purport to be an offer for purchase and sale of mutual fund units.

Portfolio Positioning - details contained herein is for general information purposes only and does not indicate assurance of future Scheme performance. The portfolio of the Scheme is subject to changes within the provisions and limitations of Scheme Information Document (SID). For further details on asset allocation, investment strategy and risk factors of the Scheme, please refer to SID available on our website (www.barodabnpparibasmf.in).

The material contained herein has been prepared without regard to the individual financial circumstances and objectives of persons who receive it. This information is meant for general reading purpose only and is not meant to serve as a professional guide for the readers. Except for the historical information contained herein, statements in this publication, which contain words or phrases such as 'will', 'would', etc., and similar expressions or variations of such expressions may constitute 'forward-looking statements'. These forward looking statements involve a number of risks, uncertainties and other factors that could cause actual results to differ materially from those suggested by the forward-looking statements. BBNPPAM IPL undertakes no obligation to update forward-looking statements to reflect events or circumstances after the date thereof. The words like believe/belief are independent perception of the Fund Manager and do not construe as opinion or advise. This information is not intended to be an offer to sell or a solicitation for the purchase or sale of any financial product or instrument. The information should not be construed as an investment advice and investors are requested to consult their investment advisor and arrive at an informed investment decision before making any investments. The sector(s) mentioned in this document do not constitute any recommendation of the same and Baroda BNP Paribas Mutual Fund may or may not have any future position in these sector(s). The Trustee, AMC, Mutual Fund, their directors, officers or their employees shall not be liable in any way for any direct, indirect, special, incidental, consequential, punitive or exemplary damages arising out of the information contained in this document

BARODA BNP PARIBAS ASSET MANAGEMENT INDIA PVT. LTD.
Corporate Identity Number (CIN) : U65991MH2003PTC142972
201 (A), 2nd Floor, A Wing, Parinee Crescenzo, C-38 & C-39, G-Block, Bandra Kurla Complex, Mumbai 400 051 India.
Call 1800 2670 189 (toll free) | Visit www.barodabnpparibasmf.in
Mutual Fund investments are subject to market risks, read all scheme related documents carefully.