

# FIXED INCOME FUNDS

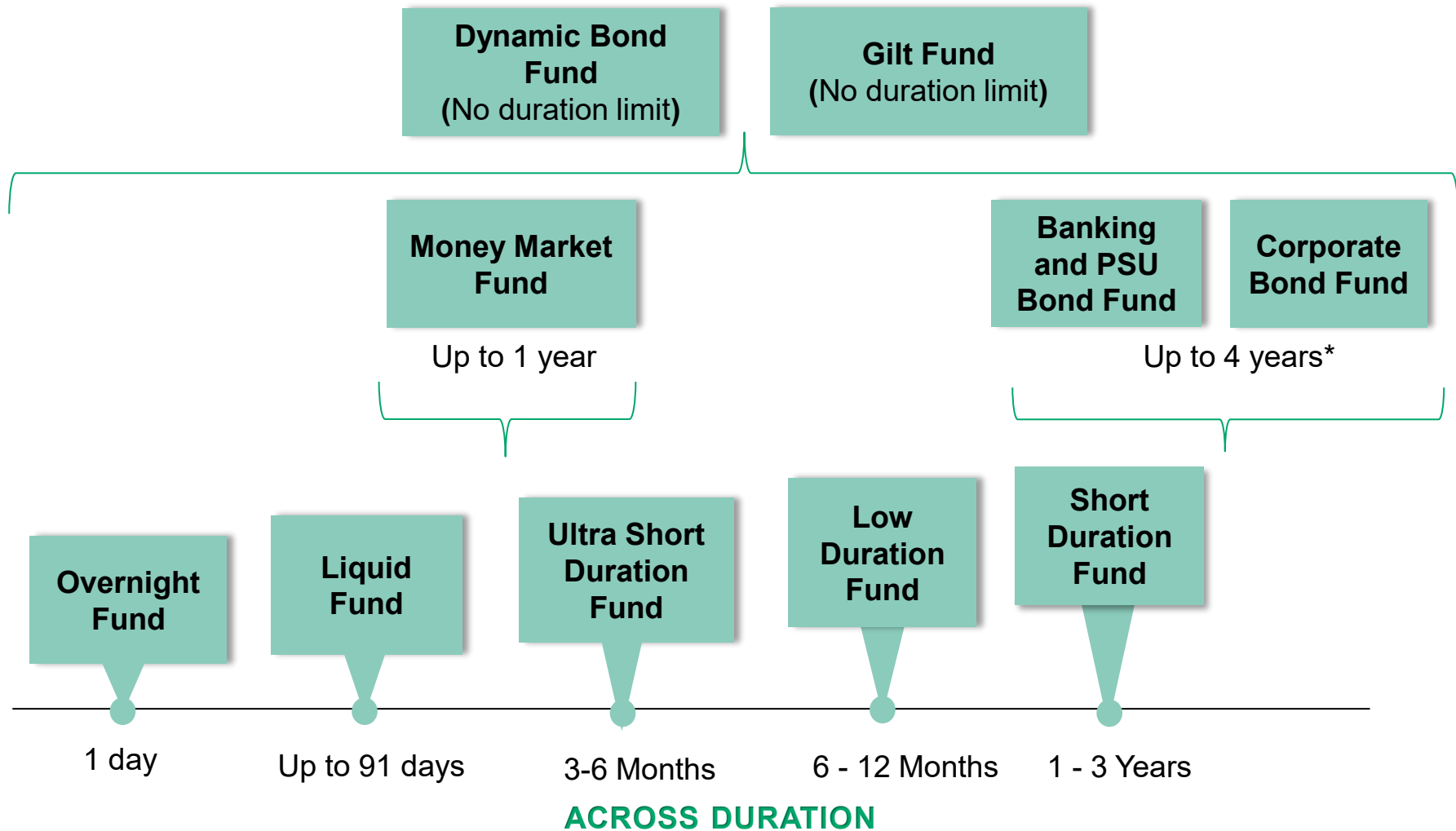
November 2025



**Together for more**

The word 'more' does not imply more returns or assurance of scheme performance. It refers to the additional value provided by the joint venture, as compared to Baroda AMC and BNP Paribas AMC individually.

# Debt Funds



\*Only the ideal duration. It can be held up to no duration limits. The above illustration is for illustration purpose only.



# Fixed Income Markets Outlook

**A Shift in US Monetary Dynamics** – FED in October-25 policy delivered a rate cut and also mentioned end of quantitative tightening. Fed governor himself highlighted pressures on overnight rates on selected dates on use of standing repo facility (SRF). Secondly, labor market conditions in US have weakened in 2025 and FED is noticing.

Such symptoms of tightening liquidity and growth uncertainty should be seen as the major mover for future rate cuts and quantitative easing.

## **INR took the hit**

INR depreciation has resulted in INR valuation being closer to fair level and provides an attractive entry point from foreign investors in fixed income markets. Elevated rates and depreciated INR has supported foreign flows into domestic debt markets.

## **At last, the opportunity – Elevated spreads and yields –**

Positive real rates of ~150 bps (1yr T-bill vs 1st half FY27 inflation), post RBI rate cut of 125 bps provides a fundamentally attractive case for remaining invested in fixed income assets. Benign inflation forecast of 2.0% (revised from 2.6% earlier), below RBI threshold of 4% for FY 26 indicates a continuity of pro-growth-oriented policy mindset. Valuation of securities is at reasonably attractive point wherein spreads of 10-year benchmark vs the overnight rate and SDLs/Long g-sec versus the 10yr benchmark, 3-5 year corporate bonds and 1year CDs/CPs have reached the higher end of the trading range. The investors could benefit from further easing of rates in months ahead and continued infusion of durable liquidity especially when real rates remain high.

Source: PIB, RBI, Bloomberg, BOJ, FOMC, BOE, ECB, MOSPI. Data as on as on November 30<sup>th</sup>, 2025.

Past performance may or may not be sustained in future and is not a guarantee of any future returns.

# PORTFOLIO DETAILS

1. BBNPP OVERNIGHT FUND
2. BBNPP LIQUID FUND
3. BBNPP ULTRA SHORT DURATION FUND
4. BBNPP LOW DURATION FUND
5. BBNPP SHORT DURATION FUND
6. BBNPP MONEY MARKET FUND
7. BBNPP CREDIT RISK FUND  
(SCHEME HAS TWO SEGREGATED PORTFOLIOS)
8. BBNPP CORPORATE BOND FUND

BBNPP- Baroda BNP Paribas



Together for more

# BARODA BNP PARIBAS OVERNIGHT FUND

ICRA  
A1+ mfs

CARE  
AAA mfs

† The rating, as aforesaid, however, should not be treated as a recommendation to buy, sell or hold the units issued by you. The rating is restricted to your debt fund only. ICRA does not assume any responsibility on its part, for any liability, that may arise consequent to your not complying with any guidelines or directives issued by SEBI or any other mutual fund regulatory body.

\*\* CARE's fund quality rating is not a recommendation to purchase, sell, or hold a security/ fund. It neither comments on the current market price, suitability for a particular investor nor on the prospective performance of the fund with respect to appreciation, volatility of net asset value (NAV), or yield of the fund. The ratings do not address the funds ability to meet the payment obligations to the investors



Together for more

# About the Fund

---

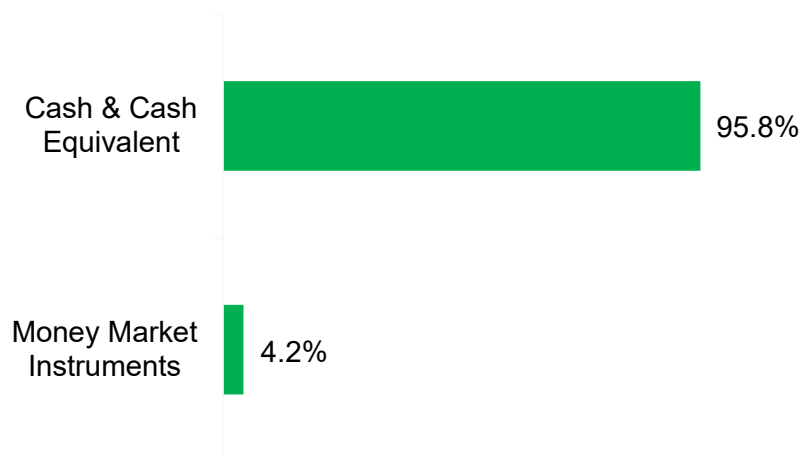
- Baroda BNP Paribas Overnight Fund is an open-ended debt scheme investing in overnight securities having a maturity of one business day.
- It is considered a low-risk and low-volatility strategy.
- It invests predominantly in TREPS (tri-party repo) and other debt securities with a maturity of one business day.
- Risk of mark-to-market movement which exist in other fixed income securities is minimal in TREPS.
- Also, the underlying investment may not be affected by changes in interest rates or changes in credit quality of the issuer since the investment is only for one business day.
- Overnight funds mainly invest in market repo and other instruments maturing on the next business day; hence they rarely have any interest rate risk. Returns are expected to be in line with prevailing overnight rates.

For complete details on asset allocation and investment strategy, kindly refer to the Scheme Information Document (SID) available on the website. ([barodabnpparibasmf.in](http://barodabnpparibasmf.in))

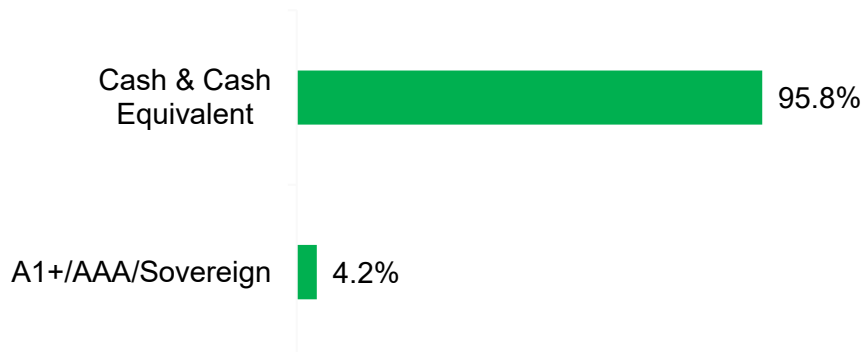
---

# Portfolio Highlights (as on 30<sup>th</sup> November 2025)

## Compositions By Assets



## Credit Quality Profile



## Portfolio Holdings

Security Name	Rating	% of Net Assets
182 Days Tbill (MD 11/12/2025)	Sovereign	2.08%
91 Days Tbill (MD 18/12/2025)	Sovereign	2.08%
<b>TREPS, Cash &amp; Other Net Current Assets</b>		<b>95.84%</b>

## Debt Quants

Yield to Maturity (%)	Average Maturity (days)	Modified Duration (days)	Macaulay Duration (days)
<b>5.60%</b>	<b>2</b>	<b>2</b>	<b>1</b>

**Debt Quants** - The information contained in this slide has been obtained from sources considered to be authentic and reliable. The quantitative data does not purport to be an offer for purchase and sale of mutual fund units. **Past performance may or may not be sustained in future and is not a guarantee of any future returns.** The portfolio of the Scheme is subject to changes within the provisions and limitations of Scheme Information Document (SID). For further details on asset allocation, investment strategy and risk factors of the Scheme, please refer to SID available on our website ([www.barodabnpparibasmf.in](http://www.barodabnpparibasmf.in)).

# Fund Facts

Scheme Name	Baroda BNP Paribas Overnight Fund										
Type of Scheme	An open-ended debt scheme investing in overnight securities. A Relatively Low Interest Rate Risk and Relatively Low Credit Risk.										
Category	Overnight Fund										
Investment Objective	The primary investment objective of the Scheme is to generate returns, commensurate with low risk and providing high level of liquidity, through investments made primarily in overnight securities having maturity of one business day. However, there can be no assurance that the investment objectives of the Scheme will be realized.										
Asset Allocation	<table><tr><th rowspan="2">Instruments</th><th colspan="2">Indicative Asset Allocation (% of total Assets)</th></tr><tr><th>Minimum</th><th>Maximum</th></tr><tr><td>Debt and Money Market Instruments* with maturity up to one business day</td><td colspan="2">Upto 100%</td></tr></table> <p>*Includes MIBOR linked instruments with daily put and call options with residual maturity not greater than one business day, Tri-party Repo/ reverse repo. For complete details, please refer to SID available on our website (<a href="http://www.barodabnpparibasmf.in">www.barodabnpparibasmf.in</a>).</p>			Instruments	Indicative Asset Allocation (% of total Assets)		Minimum	Maximum	Debt and Money Market Instruments* with maturity up to one business day	Upto 100%	
Instruments	Indicative Asset Allocation (% of total Assets)										
	Minimum	Maximum									
Debt and Money Market Instruments* with maturity up to one business day	Upto 100%										
Fund Manager	Mr. Vikram Pamnani (Managing Fund since March 14, 2022) (Total Experience: 14 years) , Mr. Gurvinder Singh Wasan (Managing Fund since October 21, 2024) ) (Total Experience: 21 years)										
Benchmark	CRISIL Liquid Overnight Index										
Load Structure	Exit Load - NIL For detailed load structure please refer Scheme Information Document of the scheme.										



# BARODA BNP PARIBAS LIQUID FUND

ICRA  
A1+ mfs

CARE  
AAA mfs

† The rating, as aforesaid, however, should not be treated as a recommendation to buy, sell or hold the units issued by you. The rating is restricted to your debt fund only. ICRA does not assume any responsibility on its part, for any liability, that may arise consequent to your not complying with any guidelines or directives issued by SEBI or any other mutual fund regulatory body.

\*\* CARE's fund quality rating is not a recommendation to purchase, sell, or hold a security/ fund. It neither comments on the current market price, suitability for a particular investor nor on the prospective performance of the fund with respect to appreciation, volatility of net asset value (NAV), or yield of the fund. The ratings do not address the funds ability to meet the payment obligations to the investors.



Together for more

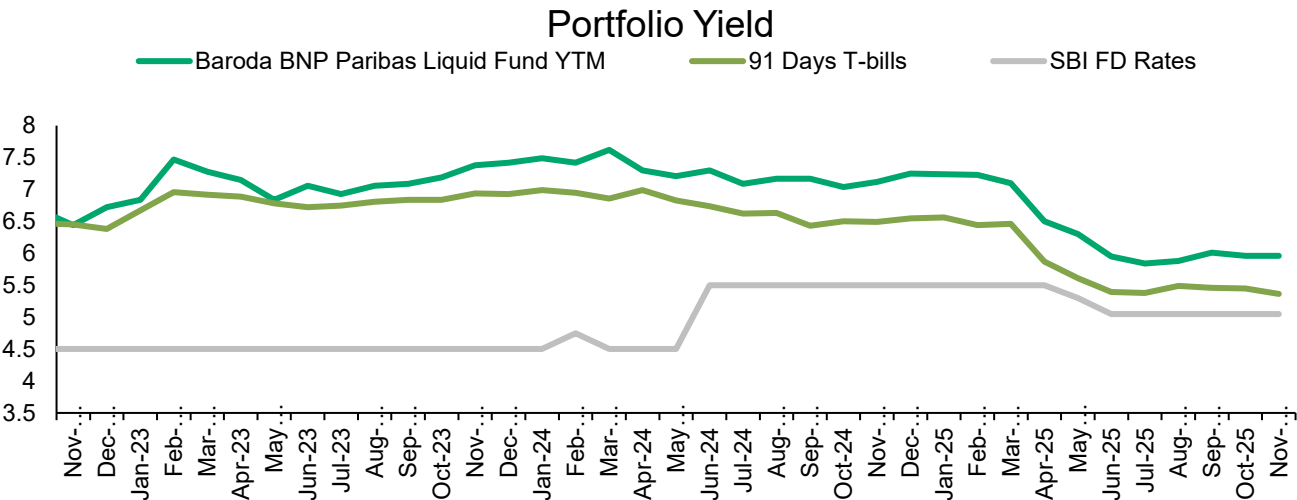
# About the Fund

---

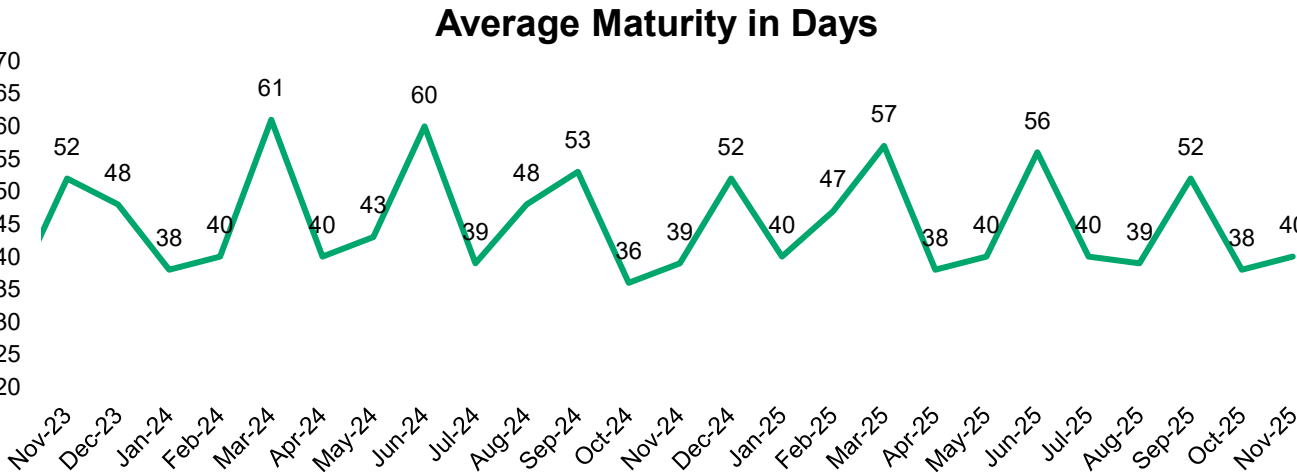
- Baroda BNP Paribas Liquid Fund invests in debt and money market instruments with maturity of up to 91 days only.
- The fund primarily invests in short term debt instruments including treasury bills, certificate of deposits (CD), commercial papers (CP), Tri-party repo (TREPs) on CCIL platform with Government Securities as collateral/reverse repos, etc.
- The scheme intends to maintain average portfolio maturity between 35-75 days and continues to remain invested in liquid assets, largely in Banks, Public Sector Undertaking/Private Finance Initiatives and a few select NBFCs.
- The Primary Supply in Certificate of deposits and Commercial Papers remain healthy.

For complete details on asset allocation and investment strategy, kindly refer to the Scheme Information Document (SID) available on the website. ([barodabnpparibasmf.in](http://barodabnpparibasmf.in))

# Portfolio Positioning



From the graph we may infer that the portfolio yield has been consistently above Bank FD rates of similar tenure. The portfolio yield has also been above 91 days T-Bill yields post RBI rate cutting cycle.

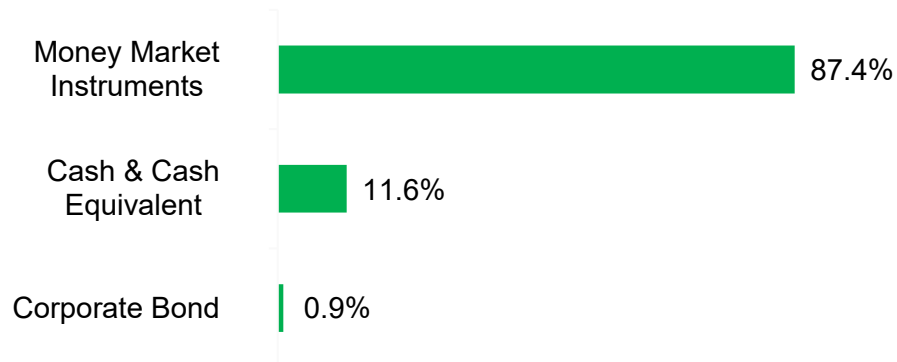


From the graph we may infer that the average maturity of the portfolio has also been consistently maintained at less than 2 months.

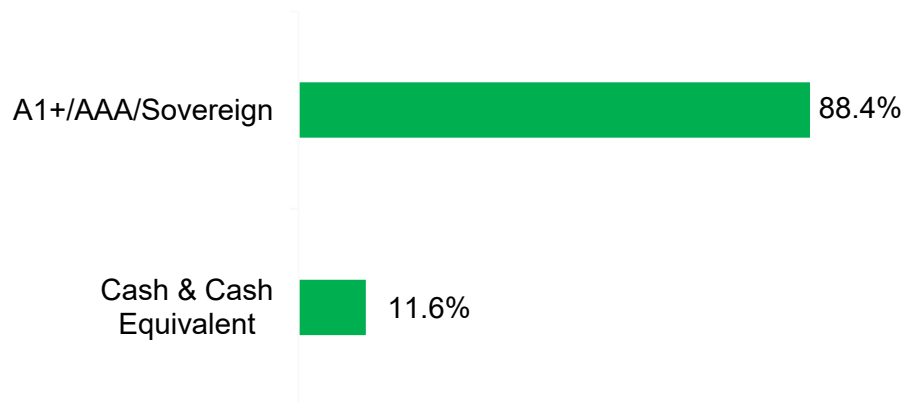
Source: Bloomberg, RBI and Internal Research.  
Data as of 30<sup>th</sup> November 2025. **Past performance may or may not be sustained in future and is not a guarantee of any future returns.**

# Portfolio Highlights (as on 30<sup>th</sup> November 2025)

## Compositions By Assets



## Credit Quality Profile



## Top Holdings

Security Name	Rating	% of Net Assets
Punjab National Bank	CRISIL A1+	5.58%
Indian Bank	CRISIL A1+	5.11%
NTPC Limited	CRISIL A1+	4.70%
91 Days Tbill (MD 29/01/2026)	Sovereign	4.66%
Canara Bank	CRISIL A1+	4.20%
Axis Bank Limited	CRISIL A1+	3.75%
HDFC Bank Limited	CARE A1+	3.04%
Titan Company Limited	CARE A1+	2.81%
National Bank For Agriculture and Rural Development	ICRA A1+	2.79%
91 Days Tbill (MD 12/02/2026)	Sovereign	2.79%

## Debt Quants

Yield to Maturity (%)	Average Maturity in days	Modified Duration in days	Macaulay Duration in days
5.96%	40	40	40

**Debt Quants** - The information contained in this slide has been obtained from sources considered to be authentic and reliable. The quantitative data does not purport to be an offer for purchase and sale of mutual fund units. **Past performance may or may not be sustained in future and is not a guarantee of any future returns.** The sector(s)/stock(s)/issuer(s) mentioned in this presentation do not constitute any research report/recommendation of the same and the fund may or may not have any future position in these sector(s)/stock(s)/issuer(s). Portfolio details contained herein is for general information purposes only and does not indicate assurance of future Scheme performance. The portfolio of the Scheme is subject to changes within the provisions and limitations of Scheme Information Document (SID). For further details on asset allocation, investment strategy and risk factors of the Scheme, please refer to SID available on our website ([www.barodabnpparibasmf.in](http://www.barodabnpparibasmf.in)).

# Fund Facts

Scheme Name	Baroda BNP Paribas Liquid Fund													
Type of the Scheme	An open-ended liquid scheme. A Relatively Low Interest Rate Risk and Moderate Credit Risk.													
Category	Liquid Fund													
Investment Objective	The primary objective of the Scheme is to generate income with a high level of liquidity by investing in a portfolio of money market and debt securities. There is no assurance that the investment objective of the Scheme will be realized.													
Asset Allocation	<table><tr><th rowspan="2">Instrument</th><th colspan="2">Indicative Asset Allocation (% of Total Assets)</th></tr><tr><th>Minimum</th><th>Maximum</th></tr><tr><td>Debt securities and Money Market Instruments with maturity upto 91 days only</td><td>0</td><td>100</td></tr><tr><td>Securitized Debt*</td><td>0</td><td>25</td></tr></table> <p>*No Investment will be made in foreign securities and foreign securitized debt. For complete details, please refer to SID available on our website (<a href="http://www.barodabnpparibasmf.in">www.barodabnpparibasmf.in</a>).</p>			Instrument	Indicative Asset Allocation (% of Total Assets)		Minimum	Maximum	Debt securities and Money Market Instruments with maturity upto 91 days only	0	100	Securitized Debt*	0	25
Instrument	Indicative Asset Allocation (% of Total Assets)													
	Minimum	Maximum												
Debt securities and Money Market Instruments with maturity upto 91 days only	0	100												
Securitized Debt*	0	25												
Fund Manager	Vikram Pamnani (Managing Fund since March 14, 2022) (Total Experience:14 years) , Mr.Gurvinder Singh Wasan (Managing Fund since October 21, 2024) ) (Total Experience: 21 years)													
Benchmark	CRISIL Liquid Debt A-I Index													
Load Structure	Exit Load: Day 1: 0.0070%, Day 2: 0.0065%, Day 3: 0.0060%, Day 4: 0.0055%, Day 5: 0.0050%, Day 6: 0.0045%, Day 7 onwards: 0.0000% For detailed load structure please refer Scheme Information Document of the scheme.													

For further details please refer Scheme Information Document of the scheme.

# BARODA BNP PARIBAS ULTRA SHORT DURATION FUND

ICRA  
A1+ mfs

CARE  
AAA mfs

† The rating, as aforesaid, however, should not be treated as a recommendation to buy, sell or hold the units issued by you. The rating is restricted to your debt fund only. ICRA does not assume any responsibility on its part, for any liability, that may arise consequent to your not complying with any guidelines or directives issued by SEBI or any other mutual fund regulatory body.

\*\* CARE's fund quality rating is not a recommendation to purchase, sell, or hold a security/ fund. It neither comments on the current market price, suitability for a particular investor nor on the prospective performance of the fund with respect to appreciation, volatility of net asset value (NAV), or yield of the fund. The ratings do not address the funds ability to meet the payment obligations to the investors



Together for more

# About the Fund

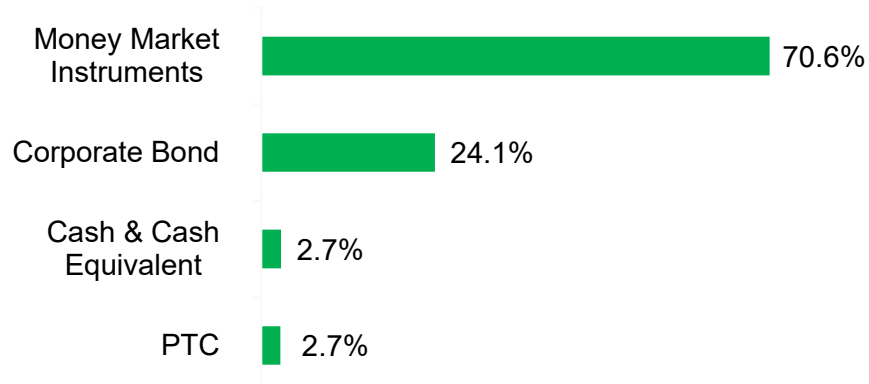
---

- Baroda BNP Paribas Ultra Short Duration Fund invests in fixed income instruments such that the Macaulay Duration of the portfolio is between 3 to 6 months.
- The Scheme aims to invest in a mix of high-quality instruments at the shorter end of the yield curve.
- These may be commercial paper (CP), certificate of deposit (CDs), government securities, securities issued by private or public sectors companies, etc.
- The portfolio also aims to offer high liquidity along with moderate duration risk.
- The scheme remains open to taking tactical liquidity driven interest rate calls.

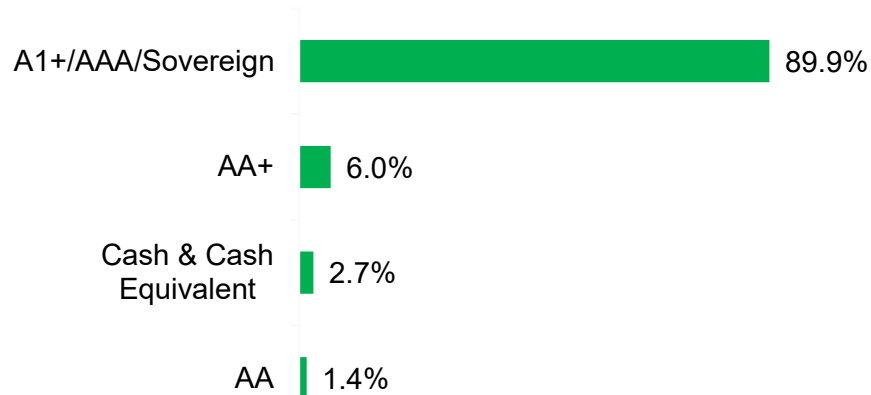
For complete details on asset allocation and investment strategy, kindly refer to the Scheme Information Document (SID) available on the website. ([barodabnpparibasmf.in](http://barodabnpparibasmf.in))

# Portfolio Highlights (as on 30<sup>th</sup> November 2025)

## Composition by Assets



## Credit Quality Profile



## Top Holdings

Security Name	Rating	% of Net Assets
Canara Bank	CRISIL A1+	6.93%
Small Industries Dev Bank of India	CRISIL A1+	6.91%
Indian Bank	CRISIL A1+	6.36%
National Bank For Agriculture and Rural Development	CRISIL AAA	5.72%
HDFC Bank Limited	CARE A1+	4.60%
Export Import Bank of India	CRISIL A1+	4.59%
Power Finance Corporation Limited	CRISIL A1+	4.56%
Kotak Mahindra Bank Limited	CRISIL A1+	4.54%
HDFC Bank Limited	CRISIL A1+	4.46%
Union Bank of India	ICRA A1+	4.06%

## Debt Quants

Yield to Maturity (%)	Average Maturity (year)	Modified Duration (year)	Macaulay Duration (year)
6.41%	0.54	0.49	0.50

**Debt Quants** - The information contained in this slide has been obtained from sources considered to be authentic and reliable. The sector(s)/stock(s)/issuer(s) mentioned in this presentation do not constitute any research report/recommendation of the same and the fund may or may not have any future position in these sector(s)/stock(s)/issuer(s)

**Past performance may or may not be sustained in future and is not a guarantee of any future returns.** Portfolio details contained herein is for general information purposes only and does not indicate assurance of future Scheme performance. The portfolio of the Scheme is subject to changes within the provisions and limitations of Scheme Information Document (SID). For further details on asset allocation, investment strategy and risk factors of the Scheme, please refer to SID available on our website ([www.barodaabnpparibasmi.in](http://www.barodaabnpparibasmi.in))..



# Fund Facts

Scheme Name	Baroda BNP Paribas Ultra Short Duration Fund								
Type of Scheme	An open ended ultra short-term debt scheme investing in instruments such that the Macaulay duration of the portfolio is between 3 months and 6 months. A Relatively moderate interest rate risk and moderate credit risk scheme.								
Category	Ultra Short Duration Fund								
Investment Objective	The primary objective of the Scheme is to generate regular income by investing in a portfolio of debt and money market instruments such that the Macaulay duration of the portfolio is between 3 months and 6 months. However, there can be no assurance that the investment objectives of the Scheme will be realized. The Scheme does not guarantee / indicate any returns.								
Asset Allocation	<table><tr><th>Instruments</th><th>Minimum Allocation (% of Net Assets)</th><th>Maximum Allocation (% of Net Assets)</th></tr><tr><td>Debt Securities and Money Market Instruments*</td><td>0%</td><td>100%</td></tr></table> <p>*The Scheme may invest up to 40% in securitized debt. No investment will be made in foreign securities including foreign securitized debt. For complete details, please refer to SID available on our website (<a href="http://www.barodabnpparibasmf.in">www.barodabnpparibasmf.in</a>).</p>			Instruments	Minimum Allocation (% of Net Assets)	Maximum Allocation (% of Net Assets)	Debt Securities and Money Market Instruments*	0%	100%
Instruments	Minimum Allocation (% of Net Assets)	Maximum Allocation (% of Net Assets)							
Debt Securities and Money Market Instruments*	0%	100%							
Fund Manager	Vikram Pamnani (Managing Fund since March 14, 2022) (Total Experience: 14 years) , Mr. Gurvinder Singh Wasan (Managing Fund since October 21, 2024) ) (Total Experience: 21 years)								
Benchmark	CRISIL Ultra Short Duration Debt A-I Index								
Load Structure	Exit Load: NIL. For detailed load structure please refer Scheme Information Document of the scheme.								

# BARODA BNP PARIBAS LOW DURATION FUND



Together for more

# About the Fund

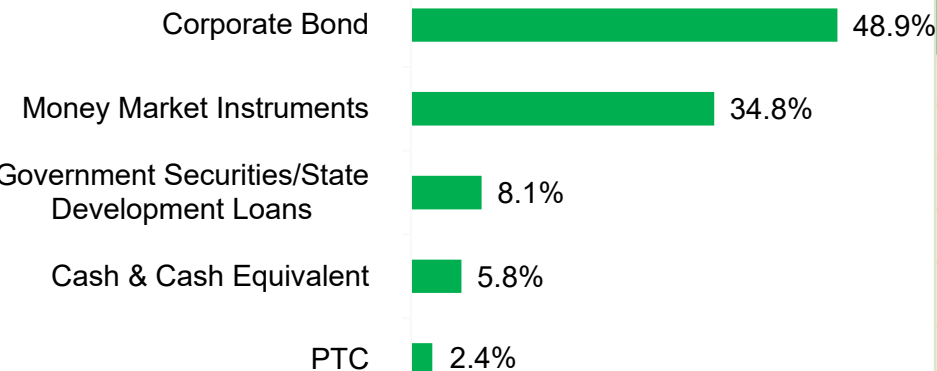
---

- Baroda BNP Paribas Low Duration Fund invests in fixed income instruments such that Macaulay duration of scheme is between 6 - 12 months.
- The scheme aims to invest in a prudent mix of debt securities, money market instruments and government securities to generate capital appreciation.
- The portfolio construction process follows a stringent internal credit policy framework with the endeavor to invest in papers of high credit quality. Thus, it aims to offer short maturity, high liquidity and moderate credit risk.
- The scheme remains open to taking tactical duration calls.

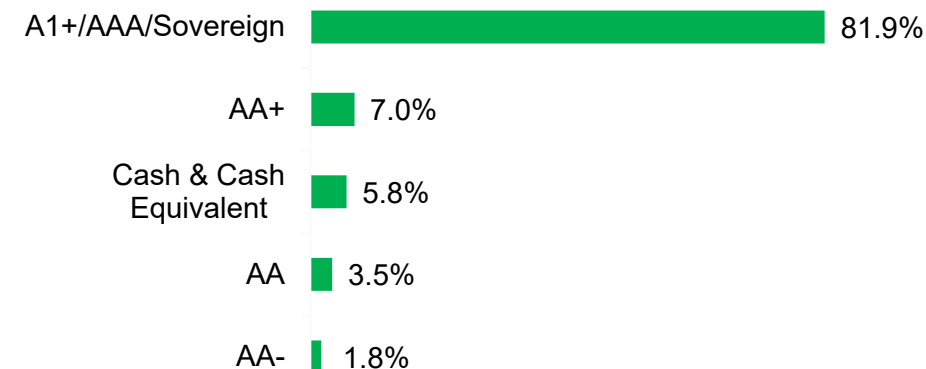
For complete details on asset allocation and investment strategy, kindly refer to the Scheme Information Document (SID) available on the website. ([barodabnpparibasmf.in](http://barodabnpparibasmf.in))

# Portfolio Highlights (as on 30<sup>th</sup> November 2025)

## Composition by Assets



## Credit Quality Profile



## Top Holdings

Security Name	Rating	% of Net Assets
Small Industries Dev Bank of India	CRISIL A1+	8.46%
Indian Railway Finance Corporation Limited	CRISIL AAA	6.98%
Power Finance Corporation Limited	CRISIL AAA	6.96%
Kotak Mahindra Bank Limited	CRISIL A1+	6.85%
Indian Bank	CRISIL A1+	6.15%
Export Import Bank of India	CRISIL A1+	5.04%
National Bank For Agriculture and Rural Development	CRISIL AAA	4.89%
Mindspace Business Parks REIT	CRISIL AAA	4.88%
PNB Housing Finance Limited	CARE AA+	3.52%
Shriram Finance Limited	CRISIL AA+	3.50%

## Debt Quants

Yield to Maturity (%)	Average Maturity (year)	Modified Duration (year)	Macaulay Duration (year)
6.56%	1.01	0.89	0.93

**Debt Quants** - The information contained in this slide has been obtained from sources considered to be authentic and reliable. The quantitative data does not purport to be an offer for purchase and sale of mutual fund units. The sector(s)/stock(s)/issuer(s) mentioned in this presentation do not constitute any research report/recommendation of the same and the fund may or may not have any future position in these sector(s)/stock(s)/issuer(s).

**Past performance may or may not be sustained in future and is not a guarantee of any future returns.** Portfolio details contained herein is for general information purposes only and does not indicate assurance of future Scheme performance. The portfolio of the Scheme is subject to changes within the provisions and limitations of Scheme Information Document (SID). For further details on asset allocation, investment strategy and risk factors of the Scheme, please refer to SID available on our website ([www.barodabnpnparibasmf.in](http://www.barodabnpnparibasmf.in))..

# Fund Facts

<b>Scheme Name</b>	Baroda BNP Paribas Low Duration Fund		
<b>Type of Scheme</b>	An Open-ended Low Duration Debt Scheme investing in instruments such that Macaulay duration of portfolio is between 6 months and 12 months. A relatively high-interest rate risk and moderate credit risk scheme.		
<b>Category</b>	Low Duration Fund		
<b>Investment Objective</b>	The primary objective of the Scheme is to provide income consistent with the prudent risk from a portfolio comprising investment in Debt & Money Market instruments such that the Macaulay duration of the portfolio is between 6 months - 12 months. However, there can be no assurance that the investment objective of the Scheme will be realized. The Scheme does not guarantee / indicate any returns.		
<b>Asset Allocation</b>	<b>Instruments</b>	<b>Minimum Allocation (% of Net Assets)</b>	<b>Maximum Allocation (% of Net Assets)</b>
	Investment in Debt & Money Market instruments such that the Macaulay duration of the portfolio is between 6 months - 12 months	0%	100%
Debt instruments may include securitized debt upto 50% of the net assets. For complete details, please refer to SID available on our website ( <a href="http://www.barodabnpparibasmf.in">www.barodabnpparibasmf.in</a> ).			
<b>Fund Manager~</b>	Vikram Pamnani (Managing Fund since December 27, 2017) (Total Experience: 14 years) , Mr. Gurvinder Singh Wasan (Managing Fund since October 21, 2024) ) (Total Experience: 21 years)		
<b>Benchmark</b>	CRISIL Low Duration Debt A-I Index		
<b>Load Structure</b>	Exit Load: Nil.		
	For detailed load structure please refer Scheme Information Document of the scheme		

For further details please refer Scheme Information Document of the scheme.

# BARODA BNP PARIBAS SHORT DURATION FUND



**Baroda**  
**BNP PARIBAS**  
MUTUAL FUND



Together for more

# About the Fund

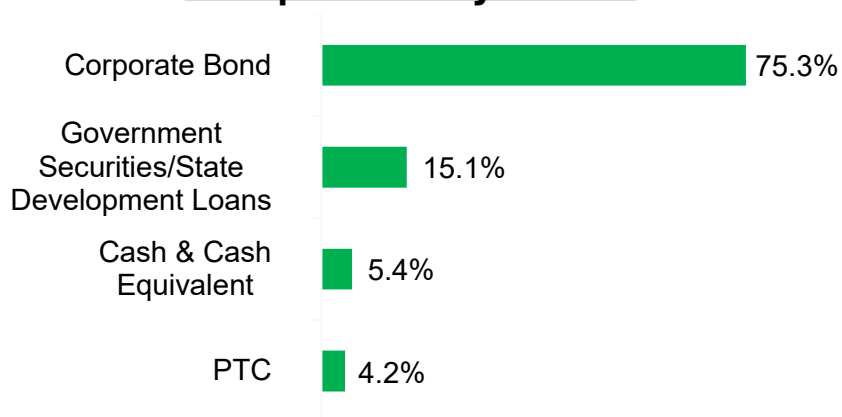
---

- Baroda BNP Paribas Short Duration Fund invests in fixed income instruments such that the Macaulay Duration of the portfolio is between 1 to 3 years.
- RBI has been transfusing liquidity aggressively, for smooth monetary transmission.
- We remain invested ~80%-90% in AAA rated and Sovereign instruments and balance in AA/AA+ rated good quality assets as it offers attractive spread over Government bonds.
- We remain invested in corporate bonds ranging from short to medium term maturities (2 to 5yr) across ratings.
- We intend to keep the duration at the higher levels, near to 2.50-3.00 years and the scheme remains open to taking tactical duration calls.

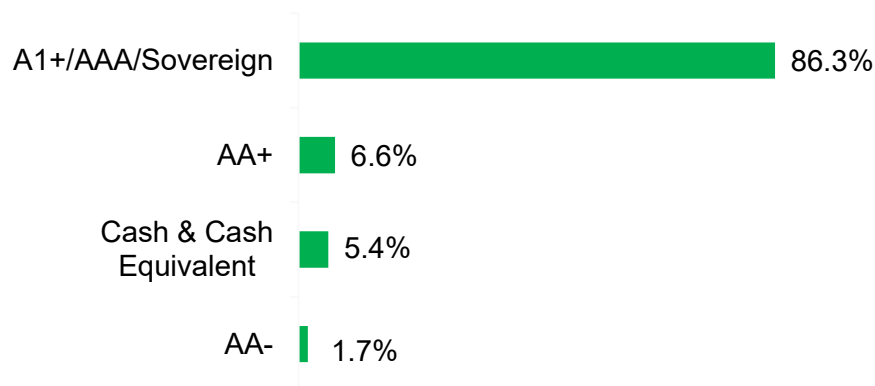
For complete details on asset allocation and investment strategy, kindly refer to the Scheme Information Document (SID) available on the website. ([barodabnpparibasmf.in](http://barodabnpparibasmf.in))

# Portfolio Highlights (as on 30<sup>th</sup> November 2025)

## Composition by Assets



## Credit Quality Profile



## Top Holdings

Security Name	Rating	% of Net Assets
7.18% GOI (MD 14/08/2033)	Sovereign	9.96%
Hindustan Petroleum Corporation Limited	CRISIL AAA	6.16%
Export Import Bank of India	CRISIL AAA	5.65%
Indian Railway Finance Corporation Limited	CRISIL AAA	5.41%
LIC Housing Finance Limited	CRISIL AAA	4.98%
Small Industries Dev Bank of India	CRISIL AAA	4.96%
National Housing Bank	CRISIL AAA	4.96%
<b>PTC</b>		<b>4.17%</b>
Larsen & Toubro Limited	CRISIL AAA	3.33%
Shriram Finance Limited	CRISIL AA+	3.32%

## Debt Quants

Yield to Maturity (%)	Average Maturity (years)	Modified Duration (years)	Macaulay Duration (years)
<b>6.81%</b>	<b>3.39</b>	<b>2.69</b>	<b>2.83</b>

**Debt Quants** - The information contained in this slide has been obtained from sources considered to be authentic and reliable. The quantitative data does not purport to be an offer for purchase and sale of mutual fund units. The sector(s)/stock(s)/issuer(s) mentioned in this presentation do not constitute any research report/recommendation of the same and the fund may or may not have any future position in these sector(s)/stock(s)/issuer(s).

**Past performance may or may not be sustained in future and is not a guarantee of any future returns.** Portfolio details contained herein is for general information purposes only and does not indicate assurance of future Scheme performance. The portfolio of the Scheme is subject to changes within the provisions and limitations of Scheme Information Document (SID). For further details on asset allocation, investment strategy and risk factors of the Scheme, please refer to SID available on our website ([www.barodabnpbparibasmf.in](http://www.barodabnpbparibasmf.in)).



# Fund Facts

Scheme Name	Baroda BNP Paribas Short Duration Fund								
Type of Scheme	An open-ended short term debt scheme investing in instruments such that the Macaulay duration of the portfolio is between 1 year and 3 years. A relatively high-interest rate risk and Moderate Credit Risk.								
Category	Short Duration Fund								
Investment Objective	The primary objective of the Scheme is to generate income and capital gains through investments in a portfolio of debt and money market instruments. However, there can be no assurance that the investment objectives of the Scheme will be realized. The Scheme does not guarantee/ indicate any returns.								
Asset Allocation	<table><tr><th>Instruments</th><th>Minimum Allocation (% of Net Assets)</th><th>Maximum Allocation (% of Net Assets)</th></tr><tr><td>Debt &amp; Money Market instruments such that the Macaulay duration of the portfolio is between 1 year and 3 years</td><td colspan="2">Upto 100%</td></tr></table> <p>The Scheme may invest in securitized debt up to 50% of its net assets. For complete details, please refer to SID available on our website (<a href="http://www.barodabnpparibasmf.in">www.barodabnpparibasmf.in</a>).</p>			Instruments	Minimum Allocation (% of Net Assets)	Maximum Allocation (% of Net Assets)	Debt & Money Market instruments such that the Macaulay duration of the portfolio is between 1 year and 3 years	Upto 100%	
Instruments	Minimum Allocation (% of Net Assets)	Maximum Allocation (% of Net Assets)							
Debt & Money Market instruments such that the Macaulay duration of the portfolio is between 1 year and 3 years	Upto 100%								
Fund Manager~	Mr. Gurvinder Singh Wasan (Managing Fund since October 21, 2024) ) (Total Experience: 21 years), Vikram Pamnani (Managing Fund since(14-March-2022) (Total Experience: 14 years)								
Benchmark	CRISIL Short Duration Debt A-II Index								
Load Structure	Exit Load: Nil.  For detailed load structure please refer Scheme Information Document of the scheme								

For further details please refer Scheme Information Document of the scheme.

# BARODA BNP PARIBAS MONEY MARKET FUND

ICRA  
A1+ mfs

† The rating, as aforesaid, however, should not be treated as a recommendation to buy, sell or hold the units issued by you. The rating is restricted to your debt fund only. ICRA does not assume any responsibility on its part, for any liability, that may arise consequent to your not complying with any guidelines or directives issued by SEBI or any other mutual fund regulatory body.



Together for more

# ABOUT THE FUND

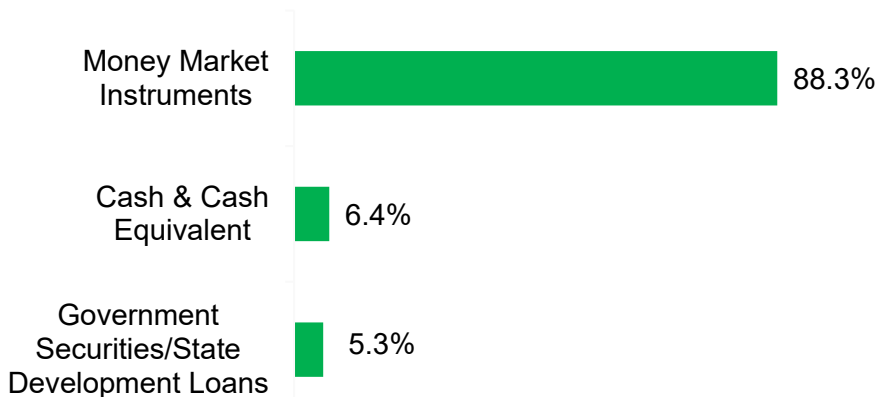
---

- Money market fund (MMF) is an open-ended debt scheme that invests solely in cash/cash equivalent securities with up to one year maturity, which are also often referred to as money market instruments.
- These investments are short-term liquid investments with high credit rating.
- The purpose of these funds is to provide investors with a safe investment option which are characterized as a low-risk, low-return investment.
- The scheme is maintaining the Average maturity closer to 6 months.

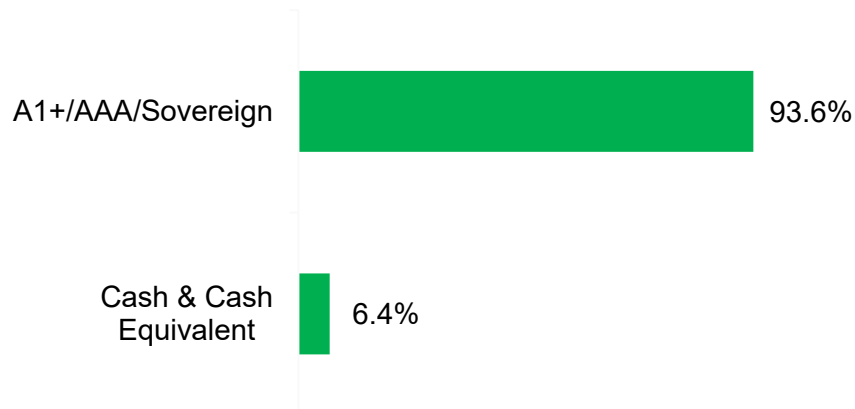
For complete details on asset allocation and investment strategy, kindly refer to the Scheme Information Document (SID) available on the website. ([barodabnpparibasmf.in](http://barodabnpparibasmf.in))

# Portfolio Highlights (as on 30<sup>th</sup> November 2025)

## Composition by Assets



## Credit Quality Profile



## Top Holdings

Security Name	Rating	% of Net Assets
Small Industries Dev Bank of India	CRISIL A1+	6.78%
Axis Bank Limited	CRISIL A1+	6.76%
Indian Bank	CRISIL A1+	6.60%
Union Bank of India	ICRA A1+	5.89%
Canara Bank	CRISIL A1+	5.71%
Kotak Mahindra Bank Limited	CRISIL A1+	4.49%
HDFC Bank Limited	CARE A1+	4.35%
Punjab National Bank	CRISIL A1+	4.08%
Export Import Bank of India	CRISIL A1+	2.99%
National Bank For Agriculture and Rural Development	CRISIL A1+	2.87%

## Debt Quants

Yield to Maturity	Average Maturity In years	Modified Duration In years	Macauley Duration In years
6.24%	0.51	0.51	0.51

**Debt Quants** - The information contained in this slide has been obtained from sources considered to be authentic and reliable. The quantitative data does not purport to be an offer for purchase and sale of mutual fund units. The sector(s)/stock(s)/issuer(s) mentioned in this presentation do not constitute any research report/recommendation of the same and the fund may or may not have any future position in these sector(s)/stock(s)/issuer(s).

**Past performance may or may not be sustained in future and is not a guarantee of any future returns.** Portfolio details contained herein is for general information purposes only and does not indicate assurance of future Scheme performance. The portfolio of the Scheme is subject to changes within the provisions and limitations of Scheme Information Document (SID). For further details on asset allocation, investment strategy and risk factors of the Scheme, please refer to SID available on our website ([www.barodabnpparibasmf.in](http://www.barodabnpparibasmf.in))

# Fund Facts

Scheme Name:	Baroda BNP Paribas Money Market Fund										
Type of Scheme:	An open-ended debt scheme investing in money market instruments. A Relatively Low Interest Rate Risk and Moderate Credit Risk.										
Category	Money Market Fund										
Investment Objective:	The primary objective of the Scheme is to provide reasonable returns, commensurate with low risk while providing a high level of liquidity, through investments made in money market instruments. However, there can be no assurance that the investment objectives of the Scheme will be realized. The Scheme does not guarantee/ indicate any returns.										
Asset Allocation:	<table><tr><th rowspan="2">Instruments</th><th colspan="2">Indicative Asset Allocation (% of total Assets)</th></tr><tr><th>Minimum</th><th>Maximum</th></tr><tr><td>Money Market Instruments*</td><td colspan="2">Upto 100%</td></tr></table> <p>The Scheme will not have any exposure to debt derivatives, securitized debt, REITs and INViTs and foreign securities. For complete details, please refer to SID available on our website (<a href="http://www.barodabnpparibasmf.in">www.barodabnpparibasmf.in</a>).</p>			Instruments	Indicative Asset Allocation (% of total Assets)		Minimum	Maximum	Money Market Instruments*	Upto 100%	
Instruments	Indicative Asset Allocation (% of total Assets)										
	Minimum	Maximum									
Money Market Instruments*	Upto 100%										
Fund Manager~:	Vikram Pamnani (Managing Fund since March 14, 2022) (Total Experience: 14 years) , Mr. Gurvinder Singh Wasan (Managing Fund since October 21, 2024) ) (Total Experience: 21 years)										
Benchmark:	CRISIL Money Market A-I Index										
Load Structure:	Exit Load: NIL. For detailed load structure please refer Scheme Information Document of the scheme.										

For further details please refer Scheme Information Document of the scheme.

**BARODA BNP PARIBAS  
CREDIT RISK FUND  
(SCHEME HAS TWO  
SEGREGATED  
PORTFOLIOS)**

# ABOUT THE FUND

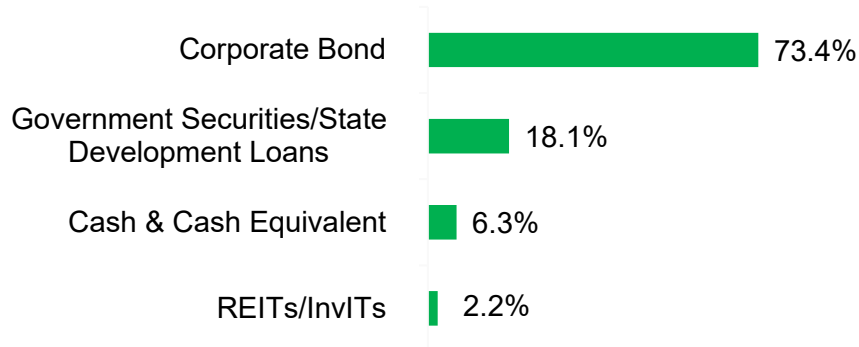
---

- Credit-risk funds are debt funds which have at least 65% of their investments in AA and below rated corporate bonds.
- They aim to generate high returns by taking higher credit risks and invest in lower-rated papers. Such funds invest based on short to medium term interest rate view and shape of the yield curve.
- RBI liquidity management is focused on faster and more effective transmission of rate cuts.
- Primary issuance by corporates which are rated below AA remained healthy.
- As mandated, we remain invested more than 56% in good quality AA assets.
- We have allocated small amount in units of REITS and INVITS to enhance the potential return of the fund.
- We intend to maintain Average duration between 2.00 – 2.75 years.
- The scheme remains open to tactical duration calls.

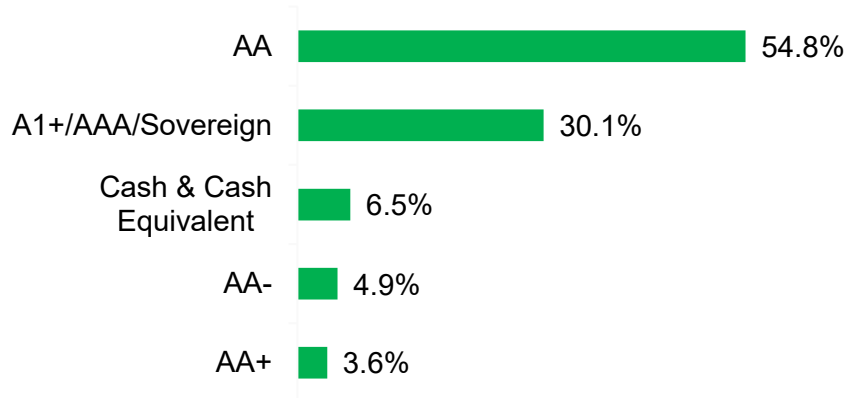
For complete details on asset allocation and investment strategy, kindly refer to the Scheme Information Document (SID) available on the website. ([barodabnpparibasmf.in](http://barodabnpparibasmf.in))

# Portfolio Highlights (as on 30<sup>th</sup> November 2025)

## Composition by Assets



## Credit Quality Profile



## Top Holdings

Security Name	Rating	% of Net Assets
Piramal Finance Limited	ICRA AA	7.80%
Tata Projects Limited	FITCH AA	7.65%
Nuvoco Vistas Corporation Limited	CRISIL AA	7.54%
Nirma Limited	CRISIL AA	7.15%
JSW Steel Limited	ICRA AA	6.54%
6.48% GOI (MD 06/10/2035)	Sovereign	6.52%
Truhome Finance Limited	FITCH AA	5.09%
Adani Ports and Special Economic Zone Limited	ICRA AAA	5.08%
Vedanta Limited	ICRA AA	5.05%
7.18% GOI (MD 14/08/2033)	Sovereign	4.96%

## Debt Quants

Yield to Maturity	Average Maturity. (Years)	Modified Duration (Years)	Macaulay Duration (Years)
7.34%	3.11	2.18	2.28

**Debt Quants** - The information contained in this slide has been obtained from sources considered to be authentic and reliable. The quantitative data does not purport to be an offer for purchase and sale of mutual fund units. The sector(s)/stock(s)/issuer(s) mentioned in this presentation do not constitute any research report/recommendation of the same and the fund may or may not have any future position in these sector(s)/stock(s)/issuer(s).

**Past performance may or may not be sustained in future and is not a guarantee of any future returns.** Portfolio details contained herein is for general information purposes only and does not indicate assurance of future Scheme performance. The portfolio of the Scheme is subject to changes within the provisions and limitations of Scheme Information Document (SID). For further details on asset allocation, investment strategy and risk factors of the Scheme, please refer to SID available on our website ([www.barodabnpparibasmf.in](http://www.barodabnpparibasmf.in)).



# Fund Facts

Scheme Name:	Baroda BNP Paribas Credit Risk Fund (scheme has two segregated portfolios)														
Type of Scheme:	An open-ended debt scheme predominantly investing in AA and below rated corporate bonds (excluding AA+ rated corporate bonds). A Relatively High Interest Rate Risk and High Credit Risk.														
Category	Credit Risk Fund														
Investment Objective:	The primary objective of the Scheme is to generate returns by investing in debt and money market instruments across the credit spectrum. However, there can be no assurance that the investment objectives of the Scheme will be realized. The Scheme does not guarantee/ indicate any returns.														
Asset Allocation:	<table><tr><th>Instruments</th><th>Minimum Allocation (% of Total Assets)</th><th>Maximum Allocation (% of Total Assets)</th></tr><tr><td>Corporate bonds (only in AA* and below rated corporate bonds)</td><td>65</td><td>100</td></tr><tr><td>Debt and money Market instruments, other than the above</td><td>0</td><td>35</td></tr><tr><td>REITs and InvITs</td><td>0</td><td>10</td></tr></table> <p>*excludes AA+ rated corporate bonds. For complete details, please refer to SID available on our website (<a href="http://www.barodabnpparibasmf.in">www.barodabnpparibasmf.in</a>).</p>			Instruments	Minimum Allocation (% of Total Assets)	Maximum Allocation (% of Total Assets)	Corporate bonds (only in AA* and below rated corporate bonds)	65	100	Debt and money Market instruments, other than the above	0	35	REITs and InvITs	0	10
Instruments	Minimum Allocation (% of Total Assets)	Maximum Allocation (% of Total Assets)													
Corporate bonds (only in AA* and below rated corporate bonds)	65	100													
Debt and money Market instruments, other than the above	0	35													
REITs and InvITs	0	10													
Fund Manager~:	Mr. Gurvinder Singh Wasan (Managing Fund since October 21, 2024) ) (Total Experience: 21 years), Vikram Pamnani (Managing Fund since 11-Jul-24) (Total Experience: 14 years)														
Benchmark:	CRISIL Credit Risk Debt B-II Index														
Load Structure:	Exit Load: 1. If units are redeemed upto 10% of the units, on or before one year from the date of allotment: Nil 2. If units are redeemed over and above the 10% limit, on or before one year from the date of allotment: 1% of the applicable Net Asset Value (NAV) 3. If units are redeemed after one year from the date of allotment: Nil Exit load is not applicable for segregated portfolio For detailed load structure please refer Scheme Information Document of the scheme.														

# BARODA BNP PARIBAS CORPORATE BOND FUND



Together for more

# ABOUT THE FUND


---

- A corporate bond fund is essentially a fund that invests primarily of its total financial resources in corporate bonds.
- They investment primarily in AA+ and above rated corporate bonds and the rest in debt and money market instruments.
- A relatively high-interest rate risk and moderate credit risk scheme.
- We intend to remain invested in 3yr-5yr maturity asset as it offers attractive spread over Government bonds.
- We also remain invested in small amount of AAA PTCs and units of REITS to enhance the YTM and to diversify the portfolio.
- The scheme intends to invest in long-term good quality AAA rated assets to get the maximum benefit on the increased Yield to Maturity (YTM).

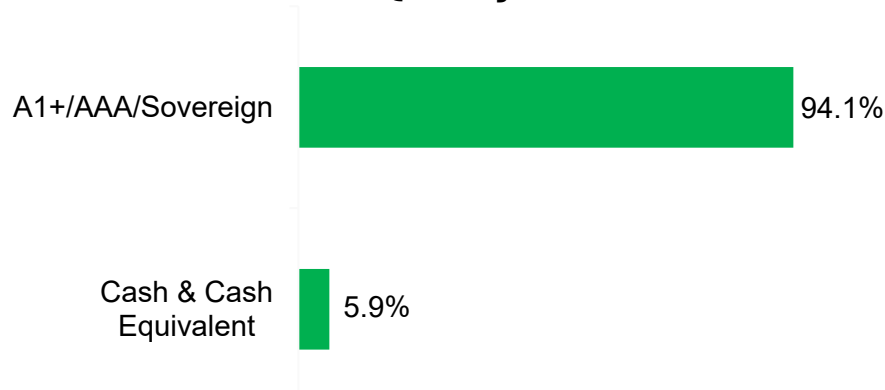
For complete details on asset allocation and investment strategy, kindly refer to the Scheme Information Document (SID) available on the website. ([barodabnpparibasmf.in](http://barodabnpparibasmf.in))

# Portfolio Highlights (as on 30<sup>th</sup> November 2025)

## Composition by Assets



## Credit Quality Profile



## Top Holdings

Security Name	Rating	% of Net Assets
Indian Railway Finance Corporation Limited	CRISIL AAA	6.39%
6.33% GOI (MD 05/05/2035)	Sovereign	6.31%
National Bank For Agriculture and Rural Development	ICRA AAA	6.21%
LIC Housing Finance Limited	CRISIL AAA	6.20%
Bajaj Finance Limited	CRISIL AAA	5.72%
REC Limited	ICRA AAA	5.49%
6.68% GOI (MD 07/07/2040)	Sovereign	4.27%
7.18% GOI (MD 14/08/2033)	Sovereign	4.22%
Hindustan Petroleum Corporation Limited	CRISIL AAA	4.20%
Export Import Bank of India	CRISIL AAA	4.14%

## Debt Quants

Yield to Maturity	Average Maturity. (Years)	Modified Duration (Years)	Macaulay Duration (Years)
6.76%	5.02	3.69	3.88

**Debt Quants** - The information contained in this slide has been obtained from sources considered to be authentic and reliable. The quantitative data does not purport to be an offer for purchase and sale of mutual fund units. The sector(s)/stock(s)/issuer(s) mentioned in this presentation do not constitute any research report/recommendation of the same and the fund may or may not have any future position in these sector(s)/stock(s)/issuer(s).

**Past performance may or may not be sustained in future and is not a guarantee of any future returns.** Portfolio details contained herein is for general information purposes only and does not indicate assurance of future Scheme performance. The portfolio of the Scheme is subject to changes within the provisions and limitations of Scheme Information Document (SID). For further details on asset allocation, investment strategy and risk factors of the Scheme, please refer to SID available on our website ([www.barodabnpparibasmf.in](http://www.barodabnpparibasmf.in)).

# Fund Facts

Scheme Name:	Baroda BNP Paribas Corporate Bond Fund		
Type of Scheme:	An Open-ended Debt Scheme predominantly investing in AA+ and above rated corporate bonds. A relatively high-interest rate risk and moderate credit risk scheme.		
Category	Corporate Bond Fund		
Investment Objective:	The primary objective of the Scheme is to generate income and capital gains through investments predominantly in AA+ and above rated corporate bonds. However, there can be no assurance that the investment objectives of the Scheme will be realized. The Scheme does not guarantee/indicate any returns.		
Asset Allocation:	<b>Instruments</b>	<b>Minimum Allocation (% of Total Assets)</b>	<b>Maximum Allocation (% of Total Assets)</b>
	Investment in Corporate bonds (AA+ and above rated instruments)	80	100
	Investment in Debt securities & Government securities (other than those stated above) & Money Market Instruments.	0	20
	REITs and InvITs	0	10
For complete details, please refer to SID available on our website ( <a href="http://www.barodabnpparibasmf.in">www.barodabnpparibasmf.in</a> ).			
Fund Manager~:	Mr. Gurvinder Singh Wasan (Managing Fund since October 21, 2024) ) (Total Experience: 21 years), Vikram Pamnani (Managing Fund since 11-Jul-24) (Total Experience: 14 years)		
Benchmark:	CRISIL Corporate Debt A-II Index		
Load Structure:	Exit Load: Nil For detailed load structure please refer Scheme Information Document of the scheme.		

For further details please refer Scheme Information Document of the scheme.

# Risk Factors

Trading volumes and settlement periods may restrict liquidity in debt investments. Investment in Debt is subject to price, credit, and interest rate risk. The NAV of the Scheme may be affected, inter alia, by changes in the market conditions, interest rates, trading volumes, settlement periods and transfer procedures. The NAV may also be subjected to risk associated with tracking error. **Past performance may or may not be sustained in future and is not a guarantee of any future returns.**

Please refer to Scheme Information Document available on our website ([www.barodabnpparibasmf.in](http://www.barodabnpparibasmf.in)) for detailed Risk Factors, assets allocation, investment strategy etc.

## Product Labelling

### Baroda BNP Paribas Overnight Fund

(An open-ended debt scheme investing in overnight securities. A Relatively Low Interest Rate Risk and Relatively Low Credit Risk)

This product is suitable for investors who are seeking\*:

- ▶ Generate returns, commensurate with low risk and high level of liquidity.
- ▶ Invest in overnight securities having maturity of one business day.

Scheme Riskometer^^



Investors understand that their principal will be at Low risk.

Benchmark (Tier 1) Riskometer^



Benchmark riskometer is at Low risk.

^^Riskometer For Scheme: basis it's portfolio, ^Riskometer For Benchmark (CRISIL Liquid Overnight Index): basis it's constituents; as on November 28, 2025

\*Investors should consult their financial advisers if in doubt about whether the product is suitable for them.



# Risk Factors

## Baroda BNP Paribas Short Duration Fund

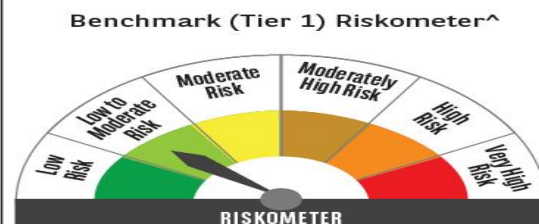
(An open-ended short term debt scheme investing in instruments such that the Macaulay duration<sup>^</sup> of the portfolio is between 1 year and 3 years. A relatively high interest rate risk and Moderate Credit Risk)

**This product is suitable for investors who are seeking\*:**

- ▶ Regular income over short term.
- ▶ Investment predominantly in Money Market Instruments (i.e. CP/CD) and Short Term Debt Market Instruments.



Investors understand that their principal will be at Moderate risk.



Benchmark riskometer is at Low to Moderate risk.

<sup>^^</sup>Riskometer For Scheme: basis it's portfolio, <sup>^</sup>Riskometer For Benchmark (CRISIL Short Duration Debt A-II Index): basis it's constituents; as on November 28, 2025

**\*Investors should consult their financial advisers if in doubt about whether the product is suitable for them.**

### <sup>^</sup>Concept of Macaulay duration:

The Macaulay Duration is a measure of a bond's sensitivity to interest rate changes. It is expressed in annual terms. It is the weighted average term to maturity of the cash flows from a bond. The weight of each cash flow is determined by dividing the present value of the cash flow by the price. Factors like a bond's price, maturity, coupon, yield to maturity among others impact the calculation of Macaulay duration.

## Baroda BNP Paribas Ultra Short Duration Fund

(An open ended ultra short term debt scheme investing in instruments such that the Macaulay duration<sup>^</sup> of the portfolio is between 3 months and 6 months. A relatively Moderate interest rate risk and Moderate Credit Risk)

**This product is suitable for investors who are seeking\*:**

- ▶ Regular income with convenience of liquidity over ultra-short term.
- ▶ Investments in a basket of debt and money market instruments such that the Macaulay duration<sup>^</sup> of the portfolio is between 3 months and 6 months.



Investors understand that their principal will be at Low to Moderate risk.



Benchmark riskometer is at Low to Moderate risk.

<sup>^^</sup>Riskometer For Scheme: basis it's portfolio, <sup>^</sup>Riskometer For Benchmark (CRISIL Ultra Short Duration Debt A-I Index ): basis it's constituents; as on November 28, 2025

**\*Investors should consult their financial advisers if in doubt about whether the product is suitable for them.**

### <sup>^</sup>Concept of Macaulay duration:

The Macaulay Duration is a measure of a bond's sensitivity to interest rate changes. It is expressed in annual terms. It is the weighted average term to maturity of the cash flows from a bond. The weight of each cash flow is determined by dividing the present value of the cash flow by the price. Factors like a bond's price, maturity, coupon, yield to maturity among others impact the calculation of Macaulay duration.

# Risk Factors

## Baroda BNP Paribas Low Duration Fund

(An Open ended Low Duration Debt Scheme investing in instruments such that Macaulay duration<sup>^</sup> of portfolio is between 6 months and 12 months. A relatively high interest rate risk and moderate credit risk scheme)

**This product is suitable for investors who are seeking\*:**

- ▶ Regular income in short term.
- ▶ Investments in portfolio comprising of debt & money market instruments and derivatives.

Scheme Riskometer^^



Investors understand that their principal will be at Low to Moderate risk.

Benchmark (Tier 1) Riskometer^



Benchmark riskometer is at Low to Moderate risk.

^^Riskometer For Scheme: basis it's portfolio, ^Riskometer For Benchmark (CRISIL Low Duration Debt A-I Index ); basis it's constituents; as on November 28, 2025

\*Investors should consult their financial advisers if in doubt about whether the product is suitable for them.

### ^Concept of Macaulay duration:

The Macaulay Duration is a measure of a bond's sensitivity to interest rate changes. It is expressed in annual terms. It is the weighted average term to maturity of the cash flows from a bond. The weight of each cash flow is determined by dividing the present value of the cash flow by the price. Factors like a bond's price, maturity, coupon, yield to maturity among others impact the calculation of Macaulay duration.

## Baroda BNP Paribas Liquid Fund

(An open-ended liquid scheme. A Relatively Low Interest Rate Risk and Moderate Credit Risk)

**This product is suitable for investors who are seeking\*:**

- ▶ Regular income over short term with high level of liquidity.
- ▶ Investment predominantly in money market (i.e. CP/CDs) instruments.

Scheme Riskometer^^



Investors understand that their principal will be at Low to Moderate risk.

Benchmark (Tier 1) Riskometer^



Benchmark riskometer is at Low to Moderate risk.

^^Riskometer For Scheme: basis it's portfolio, ^Riskometer For Benchmark (CRISIL Liquid Debt A-I Index): basis it's constituents; as on November 28, 2025

\*Investors should consult their financial advisers if in doubt about whether the product is suitable for them.



# Risk Factors

## Baroda BNP Paribas Credit Risk Fund

(scheme has two segregated portfolio)  
(An open-ended debt scheme predominantly investing in AA and below rated corporate bonds (excluding AA+ rated corporate bonds). A Relatively High Interest Rate Risk and High Credit Risk)

**This product is suitable for investors who are seeking\*:**

- Income over medium term.
- Investment in a mix of debt and money market instruments across the credit and maturity spectrum.

Scheme Riskometer^^



Investors understand that their principal will be at Moderately High risk.

Benchmark (Tier 1) Riskometer^



Benchmark riskometer is at Moderately High risk.

^^Riskometer For Scheme: basis it's portfolio, ^Riskometer For Benchmark (CRISIL Credit Risk Debt B-II Index): basis it's constituents; as on November 28, 2025

\*Investors should consult their financial advisers if in doubt about whether the product is suitable for them.

## Baroda BNP Paribas Money Market Fund

(An open-ended debt scheme investing in money market instruments. A Relatively Low Interest Rate Risk and Moderate Credit Risk)

**This product is suitable for investors who are seeking\*:**

- Regular income over short term.
- Investments in money market instruments having maturity upto 1 year.

Scheme Riskometer^^



Investors understand that their principal will be at Low to Moderate risk.

Benchmark (Tier 1) Riskometer^



Benchmark riskometer is at Low to Moderate risk.

^^Riskometer For Scheme: basis it's portfolio, ^Riskometer For Benchmark (CRISIL Money Market A-I Index): basis it's constituents; as on November 28, 2025

\*Investors should consult their financial advisers if in doubt about whether the product is suitable for them.

# Risk Factors

## Baroda BNP Paribas Corporate Bond Fund

(An Open ended Debt Scheme predominantly investing in AA+ and above rated corporate bonds. A relatively high interest rate risk and moderate credit risk scheme)

**This product is suitable for investors who are seeking\*:**

- ▶ Capital appreciation and regular income in long term.
- ▶ Investment primarily in AA+ and above rated corporate bonds and the rest in debt and money market instruments.

Scheme Riskometer^^



Investors understand that their principal will be at Moderate risk.

Benchmark (Tier 1) Riskometer^



Benchmark riskometer is at Low to Moderate risk.

^^Riskometer For Scheme: basis it's portfolio, ^Riskometer For Benchmark (CRISIL Corporate Debt A-II Index): basis it's constituents; as on November 28, 2025

\*Investors should consult their financial advisers if in doubt about whether the product is suitable for them.

# POTENTIAL RISK CLASS (PRC) MATRIX

Potential Risk Class (PRC) matrix\*

	Baroda BNP Paribas Liquid Fund			Baroda BNP Paribas Overnight Fund			Baroda BNP Paribas Ultra Short Duration Fund			Baroda BNP Paribas Credit Risk Fund (scheme has two segregated portfolios)		
Credit Risk (Max) →	Relatively Low: Class A (CRV>=12)	Moderate: Class B (CRV>=10)	Relatively High: Class C (CRV<10)	Relatively Low: Class A (CRV>=12)	Moderate: Class B (CRV>=10)	Relatively High: Class C (CRV<10)	Relatively Low: Class A (CRV>=12)	Moderate: Class B (CRV>=10)	Relatively High: Class C (CRV<10)	Relatively Low: Class A (CRV>=12)	Moderate: Class B (CRV>=10)	Relatively High: Class C (CRV<10)
Interest Rate Risk (Max) ↓												
Relatively Low: Class I (MD<=1 year)		B-I		A-I								
Moderate: Class II (MD<=3 year)								B-II				
Relatively High: Class III (Any MD)												C-III

	Baroda BNP Paribas Low Duration Fund			Baroda BNP Paribas Money Market Fund			Baroda BNP Paribas Short Duration Fund			Baroda BNP Paribas Corporate Bond Fund		
Credit Risk (Max) →	Relatively Low: Class A (CRV>=12)	Moderate: Class B (CRV>=10)	Relatively High: Class C (CRV<10)	Relatively Low: Class A (CRV>=12)	Moderate: Class B (CRV>=10)	Relatively High: Class C (CRV<10)	Relatively Low: Class A (CRV>=12)	Moderate: Class B (CRV>=10)	Relatively High: Class C (CRV<10)	Relatively Low: Class A (CRV>=12)	Moderate: Class B (CRV>=10)	Relatively High: Class C (CRV<10)
Interest Rate Risk (Max) ↓												
Relatively Low: Class I (MD<=1 year)					B-I							
Moderate: Class II (MD<=3 year)												
Relatively High: Class III (Any MD)		B-III						B-III			B-III	

MD=Macaulay Duration, CRV=Credit Risk Value

\*The PRC matrix denotes the maximum risk that the respective Scheme can take i.e., maximum interest rate risk (measured by MD of the Scheme) and maximum credit risk (measured by CRV of the Scheme) **Past performance may or may not be sustained in future and is not a guarantee of any future returns.**

Please note that the below changes have been made w.e.f. Feb 06, 2025:

- (i) BBNPP Ultra Short Duration Fund has undergone a fundamental attribute change of Potential Risk Class (PRC) matrix from B-I to B-II.
- (ii) BBNPP Low Duration Fund has undergone a fundamental attribute change of Potential Risk Class (PRC) matrix from B-I to B-III.
- (iii) BBNPP Short Duration Fund has undergone a fundamental attribute change of Potential Risk Class (PRC) matrix from B-II to B-III.

# Disclaimers

---

In the preparation of the material contained in this document, Baroda BNP Paribas Asset Management India Ltd. (“AMC”) has used information that is publicly available, including information developed in-house. The AMC, however, does not warrant the accuracy, reasonableness and/or completeness of any information. This document may contain statements/opinions/ recommendations, which contain words, or phrases such as “expect”, “believe” and similar expressions or variations of such expressions that are “forward looking statements”. Actual results may differ materially from those suggested by the forward looking statements due to risk or uncertainties associated with our expectations with respect to, but not limited to, exposure to market risks, general economic and political conditions in India and other countries globally, which have an impact on our investments, the monetary and interest policies of India, inflation, deflation, unanticipated turbulence in interest rates, foreign exchange rates, equity prices or other rates or prices, etc. The AMC (including its affiliates), Baroda BNP Paribas Mutual Fund (“Mutual Fund”), its sponsor / trustee and any of its officers, directors, personnel and employees, shall not be liable for any loss, damage of any nature, including but not limited to direct, indirect, punitive, special, exemplary, consequential, as also any loss of profit in any way arising from the use of this document in any manner. The recipient alone shall be fully responsible / liable for any decision taken based on this document. All figures and other data given in this document are dated and may or may not be relevant at a future date. Prospective investors are therefore advised to consult their own legal, tax and financial advisors to determine possible tax, legal and other financial implication or consequence of subscribing to the units of the schemes of Baroda BNP Paribas Mutual Fund. **Past performance may or may not be sustained in the future and is not a guarantee of any future returns.** Please consult your financial advisor before investing. Please refer to the Scheme Information Document of the schemes before investing for details of the scheme including investment objective, asset allocation pattern, investment strategy, risk factors and taxation.

**MUTUAL FUND INVESTMENTS ARE SUBJECT TO MARKET RISKS, READ ALL SCHEME RELATED DOCUMENTS CAREFULLY.**



**THANK YOU**