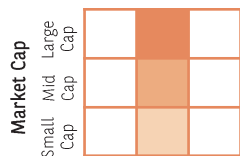


Baroda BNP Paribas Focused Fund

(An Open ended Equity Scheme investing in maximum 30 stocks across market capitalization (i.e. multi cap stocks))

May 30, 2025

INVESTMENT APPROACH



Growth Blend Value
Investment Style

KEY STATISTICAL RATIOS

Sharpe Ratio..... 0.68
Beta..... 0.99
Standard Deviation..... 15.32%

FUND DETAILS



Fund Manager~

Fund Manager	Managing fund since	Experience
Sanjay Chawla	14-Mar-22	33
Kirtan Mehta	01-Jan-25	26



Inception Date

October 06, 2017



Category

Focused Fund



Benchmark Index (Tier - 1)

Nifty 500 Total Return Index (TRI)



Monthly AAUM*

₹ 676.09 Crores

AUM*

₹ 685.22 Crores



Application Amount:

Minimum Application Amount:

₹ 5,000 and in multiples of ₹ 1 thereafter.

Minimum Additional Application Amount:

₹ 1,000 and in multiples of ₹ 1 thereafter.



Load Structure

Exit Load: Upto 12 months - Redeemed or switched out upto 10% of the allotment: Nil
- Redeemed or switched out more than 10% of the allotment : 1% of the applicable NAV
After 12 months - Nil

For detailed load structure please refer Scheme Information Document of the scheme.

*Monthly AAUM & AUM - excluding inter-scheme Investments, if any, by other schemes of Baroda BNP Paribas Mutual Fund, as may be applicable.

*The scheme is a 'Transferee Scheme', and accordingly, the ratios are being provided considering the weighted average NAVs of both the Transferor Scheme and Transferee Scheme.

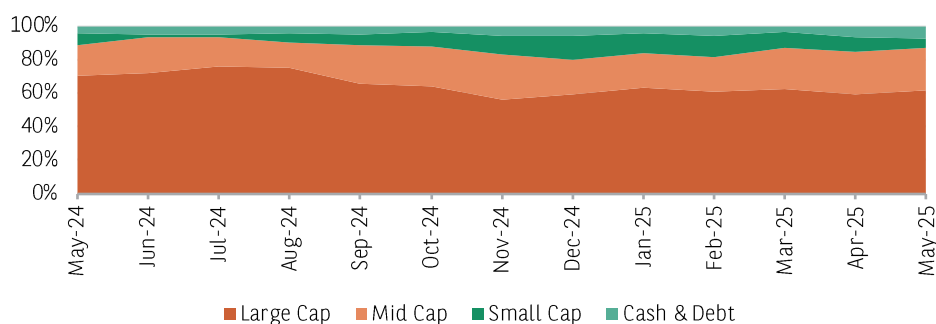
ABOUT THE FUND

- Baroda BNP Paribas Focused Fund is an open-ended equity scheme with a multi cap portfolio of maximum 30 stocks.
- A concentrated strategy may deviate significantly from the benchmark index and invest in a range of opportunities across market capitalization and sectors. Thus, the Scheme remains sector agnostic with the endeavour to add companies which may have high earnings growth potential.
- Alpha generation opportunity may be higher in a concentrated portfolio as the conviction and size of the stock bets remain high, albeit with high risk parameters associated with such strategy.
- The scheme primarily follows a bottom-up approach for stock-picking. It uses a blended approach to build a portfolio of value and growth companies.
- The core belief behind a concentrated strategy is to have stocks which are driven by strong fundamentals, which may grow at a faster pace than the economy or may have the ability to outperform the overall market. Select sector leaders and companies that are at the cusp of a turnaround are also likely to help alpha creation.
- The Scheme is suitable for investors who have a long term investment horizon.

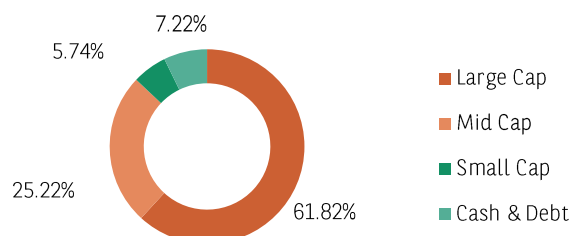
PORTFOLIO POSITIONING

- Compared to the last month, we have increased exposure to Communication Services, Consumer Staples and Energy. Exposure has been reduced in Consumer Discretionary, Materials and Utilities.
- Key overweight positions are Financials, Health Care and Communication Services, while key underweight positions are Materials, Consumer Staples and Industrials.
- Mid and small cap exposure stands at 31%, compared to 34.6% as of the last month. Large Cap exposure stands at 61.8%, compared to 59.3% as of the last month.
- Cash position stands at 7.2% (Vs 6.1% last month).
- One of our key overweight positions is Pharma and Healthcare. Being positive on the domestic business, exposure is towards companies with a higher share of domestic business.
- Financials is an overweight exposure on the back of improvement in the liquidity and relaxation in the regulatory environment.

HISTORIC MARKET CAP (% of Net Assets)

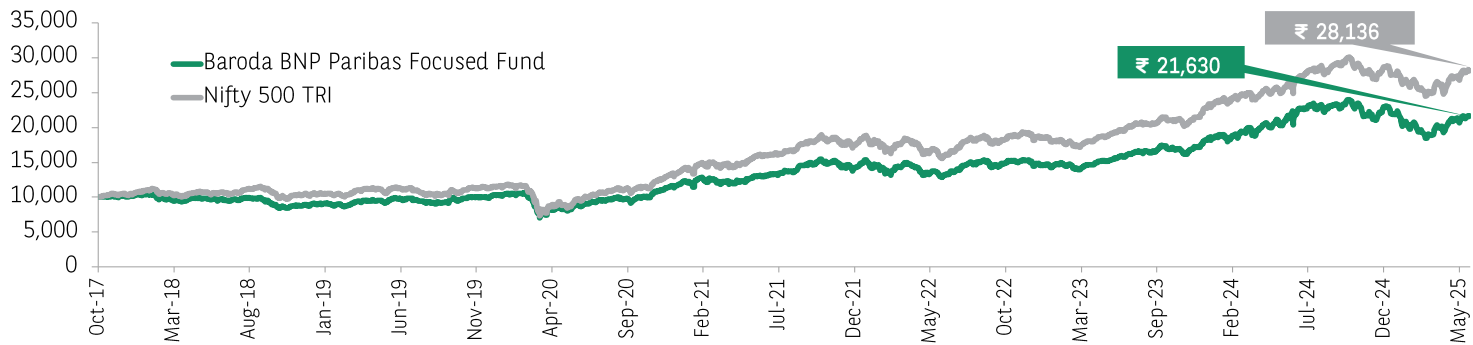


CURRENT MARKET CAP (% of Net Assets)



Data as on May 30, 2025

NAV MOVEMENT (₹10,000 Invested at Inception)



SIP PERFORMANCE

Period	Amount Invested In(₹)	Baroda BNP Paribas Focused Fund (Regular Plan - Growth)		Nifty 500 TRI (Benchmark Index Tier-1)
		Returns (%)	₹	Returns (%)
Since Inception	9,20,000	14.18	16,04,404	17.02
7 Year SIP	NA	N.A.	N.A.	NA
5 Year SIP	6,00,000	15.20	8,77,020	18.08
3 Year SIP	3,60,000	14.70	4,47,544	17.42
1 Year SIP	1,20,000	0.45	1,20,287	5.55

If investor had invested Rs. 10,000 on the first working day of every month.
Past performance may or may not be sustained in future and is not a guarantee of any future returns
Refer page no.3 for disclaimers

TOP 10 STOCKS*

Top 10 Stocks	% of Net Assets
HDFC Bank Limited	9.22%
ICICI Bank Limited	6.86%
Hindustan Petroleum Corporation Limited	6.00%
Sun Pharmaceutical Industries Limited	5.51%
Kotak Mahindra Bank Limited	5.45%
Bharti Airtel Limited	5.42%
Bank of Baroda	4.92%
Tata Power Company Limited	4.59%
Infosys Limited	4.56%
ICICI Lombard General Insurance Company Limited	4.52%

Top 10 Stocks (% to net assets) have been considered as of the latest month end

The sector(s)/stock(s) mentioned in this document do not constitute any recommendation of the same and Baroda BNP Paribas Mutual Fund may or may not have any future position in these sector(s)/stock(s). Further, the portfolio of the Scheme is subject to changes within the provisions and limitations of Scheme Information Document (SID). For further details on asset allocation, investment strategy and risk factors of the Scheme please refer to SID available on our website (www.barodabnp-paribasmf.in).

*For detailed Portfolio holdings please refer to the Factsheet <https://www.barodabnp-paribasmf.in/downloads/monthly-factsheet>

TOP 10 SECTORS

Top 10 Sectors	% of Net Assets
Banks	26.45%
Pharmaceuticals & Biotechnology	8.37%
Finance	6.61%
Petroleum Products	6.00%
IT - Software	5.71%
Telecom - Services	5.42%
Power	4.59%
Insurance	4.52%
Textiles & Apparels	3.38%
Industrial Manufacturing	3.05%

Top 10 Sectors (% to net assets) have been considered as of the latest month end

PERFORMANCE OF BARODA BNP PARIBAS FOCUSED FUND

S.No	Scheme managed by Mr. Sanjay Chawla & Mr. Kirtan Mehta	1 Year		3 years		5 Years		Since Inception		Date of Inception of the Scheme
		Returns In ₹*	CAGR(%)	Returns In ₹*	CAGR(%)	Returns In ₹*	CAGR(%)	Returns In ₹*	CAGR(%)	
1	Baroda BNP Paribas Focused Fund	10041.46	0.41	15735.59	16.31	25149.41	20.23	21630.30	10.61	06-Oct-17
	Nifty 500 TRI	10902.09	9.02	16613.32	18.44	30679.66	25.10	28135.81	14.48	
	Additional Benchmark Nifty 50 TRI	11107.56	11.08	15432.15	15.56	27394.94	22.30	27160.44	13.95	

*Returns in ₹ show the value of 10,000/- invested for last 1 year, last 3 years, last 5 years and since inception respectively.

CAGR :- Compound annual growth rate

Returns Pertain to Regular Plan – Growth option .

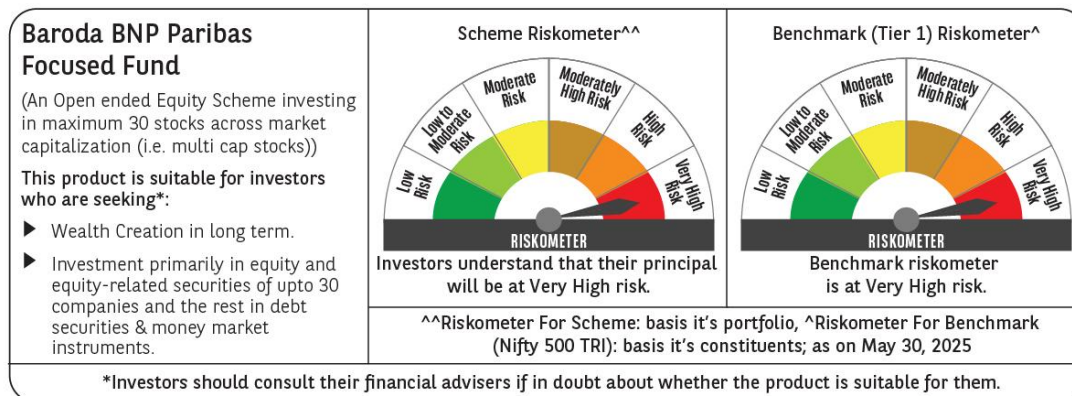
Past performance may or may not be sustained in future and is not a guarantee of any future returns.

For Other funds managed by the fund manager , please [Click here](#)

Data as on May 30, 2025

Baroda BNP Paribas Focused Fund

(An Open ended Equity Scheme investing in maximum 30 stocks across market capitalization (i.e. multi cap stocks))



DISCLAIMERS

Key Statistical Ratios - The information contained in this report has been obtained from sources considered to be authentic and reliable. This quantitative data does not purport to be an offer for purchase and sale of mutual fund units. The Standard Deviation is used to measure the volatility of returns. Sharpe Ratio is the measure of the risk – adjusted performance. Beta is the measure of the portfolio's volatility to its respective benchmark. The risk free rate of return considered for calculation of Sharpe ratio is 5.86%, as per 1 day MIBOR rate on the last business day of the month. Sharpe ratio, Volatility/Standard deviation is annualised based on 36 monthly data points. Beta is based on last 36 monthly data points. Information ratio aims to show consistency in generating excess returns relative to benchmark, which is measured by the tracking error. Tracking error is the measure of the deviation from the benchmark.

Market Capitalization as per SEBI - Large Cap: 1st - 100th company, Mid Cap: 101st - 250th company and Small Cap: 251st company onwards in terms of full market capitalization

Portfolio Positioning, Top 10 Sectors/Stocks – details contained herein is for general information purposes only and does not indicate assurance of future Scheme performance. The sector(s)/stock(s) mentioned in this document do not constitute any recommendation of the same and Baroda BNP Paribas Mutual Fund may or may not have any future position in these sector(s)/stock(s). Further, the portfolio of the Scheme is subject to changes within the provisions and limitations of Scheme Information Document (SID). For further details on asset allocation, investment strategy and risk factors of the Scheme please refer to SID available on our website (www.barodabnpparibasmf.in).

NAV Movement (Rs. 10,000 Invested at Inception) - All returns are for Regular Plan - Growth Option. Past performance may or may not be sustained in future and is not a guarantee of any future returns. Returns do not take into account the load, if any.

SIP Performance - Returns do not take into account the load and taxes, if any. The data assumes investments in Regular Plan - Growth option. % CAGR Returns are computed after accounting for the cash flow by using the XIRR method (investment internal rate of return). The above investment simulation is for illustrative purpose only and should not be construed as a promise on minimum returns and safeguard of capital. The AMC/ Mutual fund is not guaranteeing or forecasting or promising any return. SIP does not assure a profit or guarantee protection against loss in a declining market.

The risks associated with investments in equities include fluctuations in prices, as stock markets can be volatile and decline in response to political, regulatory, economic, market and stock-specific development etc. Please refer to Scheme Information Document for detailed Risk Factors, asset allocation, investment strategy etc.

The material contained herein has been prepared without regard to the individual financial circumstances and objectives of persons who receive it. This information is meant for general reading purpose only and is not meant to serve as a professional guide for the readers. Except for the historical information contained herein, statements in this publication, which contain words or phrases such as 'will', 'would', etc., and similar expressions or variations of such expressions may constitute 'forward-looking statements'. These forward-looking statements involve a number of risks, uncertainties and other factors that could cause actual results to differ materially from those suggested by the forward-looking statements. BBNPPAMIPL undertakes no obligation to update forward-looking statements to reflect events or circumstances after the date thereof. The words like believe/belief are independent perception of the Fund Manager and do not constitute as opinion or advice. Past performance may or may not be sustained in future and is not a guarantee of any future returns. The information should not be construed as an investment advice and investors are requested to consult their investment advisor and arrive at an informed decision before making investments. Reliance upon information in this material is at the sole discretion of the reader. The Trustee, AMC, Mutual Fund, their directors, officers or their employees shall not be liable in any way for any direct, indirect, special, incidental, consequential, punitive or exemplary damages arising out of the information contained in this document.

BARODA BNP PARIBAS ASSET MANAGEMENT INDIA PVT. LTD.

Corporate Identity Number (CIN) : U65991MH2003PTC142972

201 (A), 2nd Floor, A Wing, Crescenzo, C-38 & C-39, G-Block, Bandra Kurla Complex, Mumbai 400 051 India.

Call 1800 2670 189 (toll free) | Visit www.barodabnpparibasmf.in

Mutual Fund investments are subject to market risks, read all scheme related documents carefully.