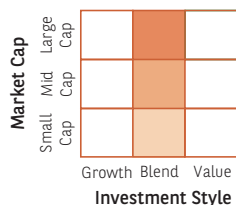


# Baroda BNP Paribas Focused Fund

(An Open ended Equity Scheme investing in maximum 25 stocks across market capitalization (i.e. multi cap stocks))

December 31, 2022

## INVESTMENT APPROACH



## KEY STATISTICAL RATIOS

Sharpe Ratio*	0.31
Beta*	0.85
Standard Deviation*	19.64%
Information Ratio	-0.08

## FUND DETAILS

**Fund Manager**  
Mr. Sanjay Chawla (managing fund since March 14, 2022) (Total Experience: 33 years)

**Inception Date**  
October 6, 2017

**Category**  
Focused Fund

**Benchmark Index**  
Nifty 500 Total Return Index (TRI)

**Monthly AAUM**      **AUM**  
₹ 290.31 Crores      ₹ 286.71 Crores

**Application Amount:**  
**Minimum Application Amount:**  
₹ 5,000 and in multiples of ₹ 1 thereafter.

**Minimum Additional Application Amount:**  
₹ 1,000 and in multiples of ₹ 1 thereafter.

## Load Structure

**Entry Load:** Not Applicable

**Exit Load:** If units of the Scheme are redeemed or switched out up to 10% of the units (the limit) within 12 months from the date of allotment - Nil • If units of the scheme are redeemed or switched out in excess of the limit within 12 months from the date of allotment - 1% of the applicable NAV • If units of scheme are redeemed or switched out after 12 months from the date of allotment - Nil.

For detailed load structure please refer Scheme Information Document of the scheme.

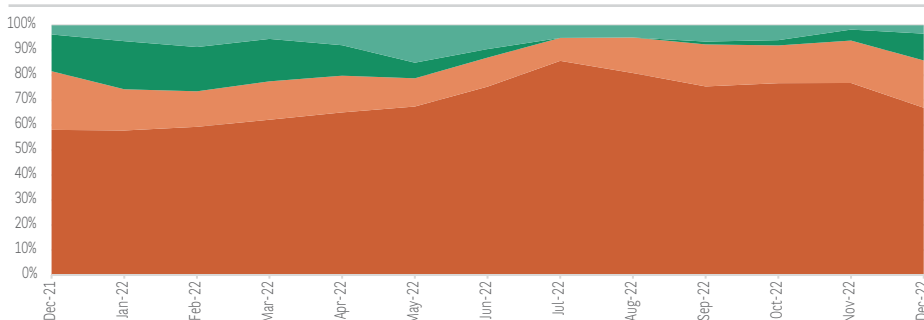
## ABOUT THE FUND

- Baroda BNP Paribas Focused Fund is an open-ended equity scheme with a multi cap portfolio of maximum 25 stocks.
- A concentrated strategy may deviate significantly from the benchmark index and invest in a range of opportunities across market capitalization and sectors. Thus, the Scheme remains sector agnostic with the endeavour to add companies which may have high earnings growth potential.
- Alpha generation opportunity may be higher in a concentrated portfolio as the conviction and size of the stock bets remain high, albeit with high risk parameters associated with such strategy.
- The scheme primarily follows a bottom-up approach for stock-picking. It uses a blended approach to build a portfolio of value and growth companies.
- The core belief behind a concentrated strategy is to have stocks which are driven by strong fundamentals, which may grow at a faster pace than the economy or may have the ability to outperform the overall market. Select sector leaders and companies that are at the cusp of a turnaround are also likely to help alpha creation.
- The Scheme is suitable for investors who have a long term investment horizon.

## PORTFOLIO POSITIONING

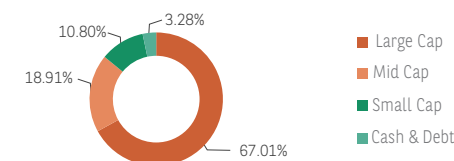
- Momentum in credit growth has surprised us positively and led to earning upgrade in most of the Banks which we hold. Hence, we continue to remain positive on Banks and increased our overweight position. Majority of our holding is backed by able management and a healthy Current Account Saving Account (CASA) ratio. We believe large private banks are well-positioned for growth, from a long-term perspective. Further, we have exposure to corporate banks also as they are expected to benefit from the pickup in corporate loan books.
- Further, we have increased our exposure to industrial as we believe the capex story on track.
- We have increased our exposure in Materials as we believe valuation are reasonable and China re-opening can provide reasonable upside in basic commodity prices.
- Increased overweight position in utilities sector also as we believe valuations are reasonable.

## HISTORIC MARKET CAP (% of Net Assets)

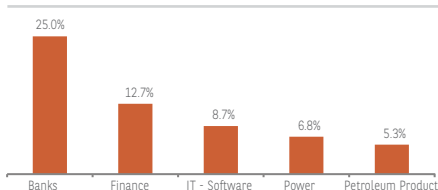


(source: MFI explorer)

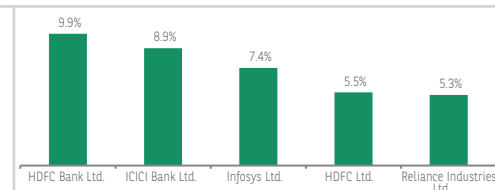
## CURRENT MARKET CAP (% of Net Assets)



## SECTOR ALLOCATION



## TOP 5 STOCKS

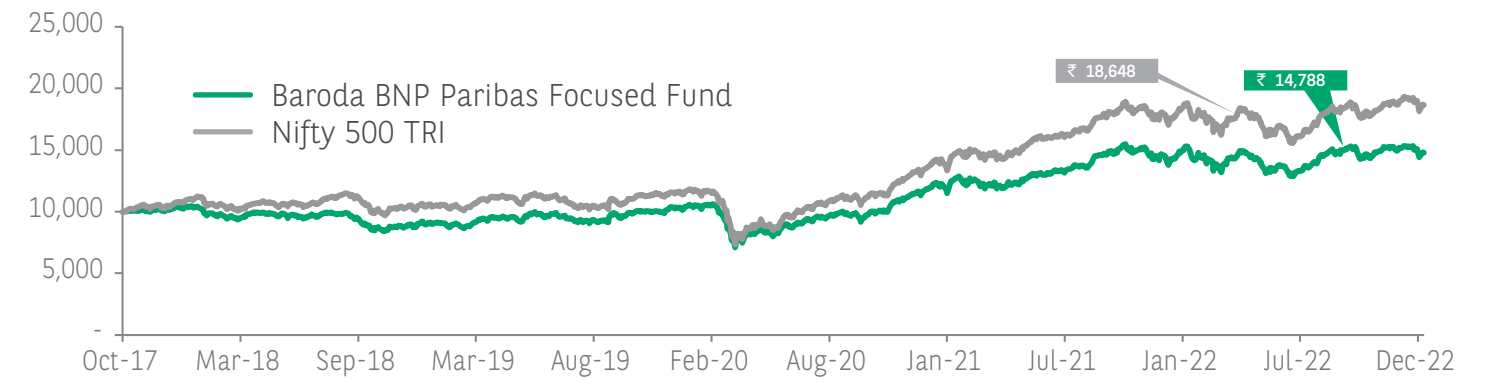


Top 5 Sectors (% to net assets) have been considered as of the latest month end Top 5 Stocks (% to net assets) have been considered as of the latest month end

The sector(s)/stock(s) mentioned in this document do not constitute any recommendation of the same and Baroda BNP Paribas Mutual Fund may or may not have any future position in these sector(s)/stock(s). Further, the portfolio of the Scheme is subject to changes within the provisions and limitations of Scheme Information Document (SID). For further details on asset allocation, investment strategy and risk factors of the Scheme please refer to SID available on our website ([www.barodabnp-paribasmf.in](http://www.barodabnp-paribasmf.in)).

Data as on December 31, 2022

NAV MOVEMENT (₹10,000 Invested at Inception)



NAV & index values re-based to ₹ 10,000 depicting lump sum investment since the inception date of the fund.  
**Past performance may or may not be sustained in future and should not be used as basis of comparison with other investments.**  
The above chart show the NAV movement since inception to 31st December, 2022.

SIP PERFORMANCE

Period	Amount Invested (In ₹)	Baroda BNP Paribas Focused Fund (Regular - Growth)		Nifty 500 TRI (Benchmark Index Tier-1)	
		Returns (%)	₹	Returns (%)	₹
Since Inception	630,000	11.91	862,517	15.75	953,099
10 Year SIP	NA	NA	NA	NA	NA
5 Year SIP	600,000	12.39	818,503	16.18	898,652
3 Year SIP	360,000	14.47	446,153	20.14	483,360
1 Year SIP	120,000	4.82	123,082	9.33	125,930

If investor had invested Rs. 10,000 on the first working day of every month.  
**Past performance may or may not be sustained in future and should not be used as a basis of comparison with other investments.**  
Refer page no.3 for disclaimers.

PERFORMANCE OF BARODA BNP PARIBAS FOCUSED FUND

S.No	Scheme Managed by Mr. Sanjay Chawla	Last 1 Year		Last 3 years		Last 5 Years		Since Inception		Date of Inception of the Scheme
		Returns In ₹*	CAGR(%)	Returns In ₹*	CAGR(%)	Returns In ₹*	CAGR(%)	Returns In ₹*	CAGR(%)	
1	Baroda BNP Paribas Focused Fund	10237.18	2.38	14408.65	12.95	14291.68	7.39	14787.60	7.76	06-Oct-17
	Nifty 500 TRI	10424.62	4.26	16172.92	17.38	17247.47	11.50	18648.49	12.64	
	Additional Benchmark Nifty 50 TRI	10569.14	5.71	15416.22	15.52	18305.18	12.84	19339.66	13.43	

PERFORMANCE OF FUNDS MANAGED BY MR. SANJAY CHAWLA (WHO MANAGES TOTAL 6 SCHEMES)

S.No	Scheme Name	CAGR%		
		Last 1 Year	Last 3 Years	Last 5 Years
1	Baroda BNP Paribas Large and Mid Cap fund	-1.58	N.A.	N.A.
	S&P BSE 250 Large & Midcap TRI	5.22	N.A.	N.A.
2	Baroda BNP Paribas Multi Cap Fund	-2.02	17.89	9.83
	Nifty 500 Multicap 50:25:25 TRI	2.85	20.57	10.65
3	Baroda BNP Paribas ELSS Fund	-2.17	13.80	8.13
	Nifty 500 TRI	4.26	17.38	11.50
4	Baroda BNP Paribas Balanced Advantage Fund	2.64	14.70	N.A.
	NIFTY 50 Hybrid Composite Debt 50:50 Index	4.53	11.74	N.A.
5	Baroda BNP Paribas Flexi Cap Fund	N.A.	N.A.	N.A.
	Nifty 500 Multicap 50:25:25 TRI	N.A.	N.A.	N.A.

Where returns are not available for a particular period, they have not been shown.  
Baroda BNP Paribas Flexi Cap Fund have not completed 6 months.  
**Past performance may or may not be sustained in future and should not be used as a basis of comparison with other investments. Returns do not take into account the load, if any. Returns are for growth option. Different plans shall have a different expense structure. The performance details provided above are for regular/distributor plan.**  
\*Returns in ₹ show the value of 10,000/- invested for last 1 year, last 3 years, last 5 years and since inception respectively.

Data as on December 31, 2022

Kindly refer to the table below for fund managers & managing since details:

Scheme Name	Fund Managers	Managing Fund Since
Baroda BNP Paribas Focused Fund	Mr. Sanjay Chawla	14-Mar-22
Baroda BNP Paribas Large & Mid Cap Fund	Mr. Sanjay Chawla	04-Sep-20
Baroda BNP Paribas Multi Cap Fund	Mr. Sanjay Chawla Mr. Sandeep Jain	01-Nov-15 14-Mar-22
Baroda BNP Paribas ELSS Fund	Mr. Sanjay Chawla Mr. Pratish Krishnan	14-Mar-22 14-Mar-22
Baroda BNP Paribas Balanced Advantage Fund	Mr. Sanjay Chawla Mr. Pratish Krishnan Mr. Prashant Pimple	14-Nov-18 05-Aug-21 21-Oct-22
Baroda BNP Paribas Flexi Cap Fund	Mr. Sanjay Chawla	17-Aug-22

