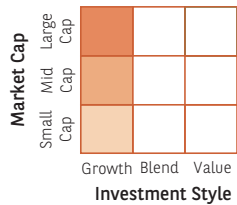


# Baroda BNP Paribas INDIA CONSUMPTION Fund

(An open ended equity scheme following consumption theme)

December 31, 2022

## INVESTMENT APPROACH



## KEY STATISTICAL RATIOS

Sharpe Ratio*	0.52
Beta*	0.92
Standard Deviation*	18.02%
Information Ratio	0.00

## FUND DETAILS

**Fund Manager**  
Mr. Shiv Chanani (managing fund since July 13, 2022)  
(Total Experience: 21 years)

**Inception Date**  
September 07, 2018

**Category**  
Sectoral / Thematic

**Benchmark Index**  
Nifty India Consumption Total Return Index (TRI)

**Monthly AAUM** ₹ 925.86 Crores  
**AUM** ₹ 907.90 Crores

**Application Amount:**  
**Minimum Application Amount:**  
₹ 5,000 per application and in multiples of ₹ 1 thereafter.

**Minimum Additional Application Amount:**  
₹ 1,000 and in multiples of ₹ 1 thereafter.

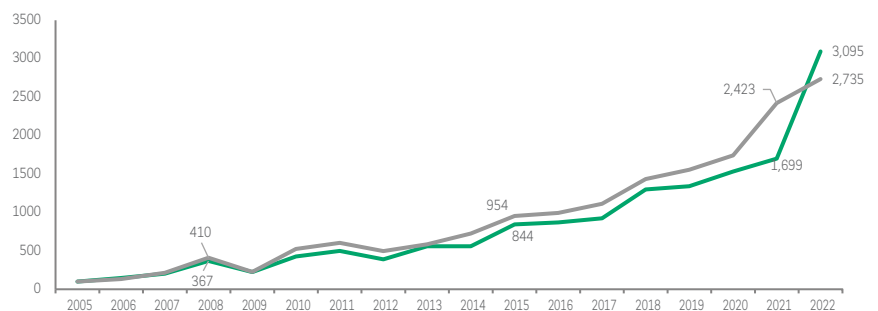
**Load Structure**  
**Entry Load:** Not Applicable

**Exit Load:** If units of the Scheme are redeemed or switched out up to 10% of the units (the limit) within 12 months from the date of allotment - Nil; If units of the scheme are redeemed or switched out in excess of the limit within 12 months from the date of allotment - 1% of the applicable NAV; If units of scheme are redeemed or switched out after 12 months from the date of allotment - Nil.  
For detailed load structure please refer Scheme Information Document of the scheme.

## ABOUT THE FUND

- Baroda BNP Paribas India Consumption Fund is an open-ended thematic equity scheme following consumption theme.
- The Scheme intends to invest in secular growth stories aided by rising aspirations, high income levels, high working age population, digital influence, financialisation, policy reforms and urbanisation to name a few. We believe the broader consumption theme is likely to deliver growth from a long-term perspective and is the structural story of India.
- The focus is on companies having strong competitive advantage, with high earnings visibility over the long run. These are businesses which interact directly with their consumers, i.e., following primarily a B2C (business-to-consumer) model.
- The Scheme invests across market capitalization viz. large, mid and small cap and follows a pure bottom-up stock picking approach.
- The Scheme is suitable for investors who have a long-term investment horizon.

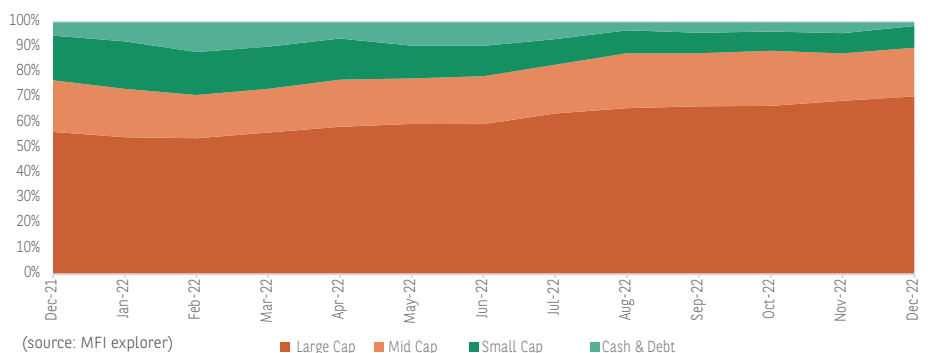
## B2C AND NON B2C COMPANIES IN BSE 200



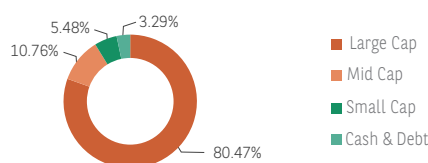
## PORTFOLIO POSITIONING

- We have exposure to consumer-facing companies in the auto, FMCG, building materials and retail that we believe have good growth potential. We are encouraged by the bounce back on pent up demand in the consumer segment. We believe that space is well poised as worse of the input price pressure may be behind.
- Financial sector remains one of the highest overweight sectors as we believe financial services is one of the important parts of the consumption story. We are participating in the same through a mix of select private banks, insurance companies and asset management companies.
- We have a sizeable exposure to retailing space as this sector is benefitting from a strong re-bound in demand.
- The scheme has a mix of mid and small cap companies (28%) along with select large cap companies (71%) believed to be having stable and healthy cash flows. Our exposure to mid and small cap names is largely companies, which we believe have strong balance sheets, cash flows, leadership position in sector and strong track record.

## HISTORIC MARKET CAPITALIZATION (% of Net Assets)



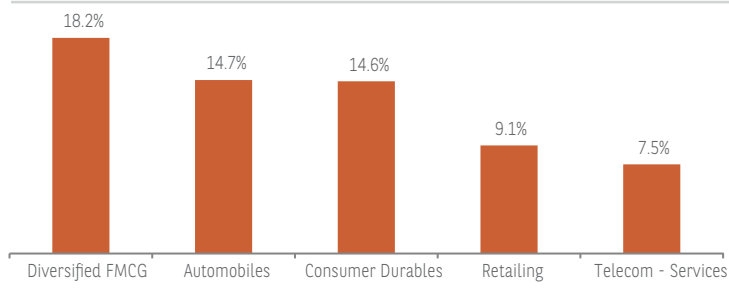
## CURRENT MARKET CAP (% of Net Assets)



\*The scheme is a 'Transferee Scheme', and accordingly, the ratios are being provided considering the weighted average NAVs of both the Transferor Scheme and Transferee Scheme.

Data as on December 31, 2022

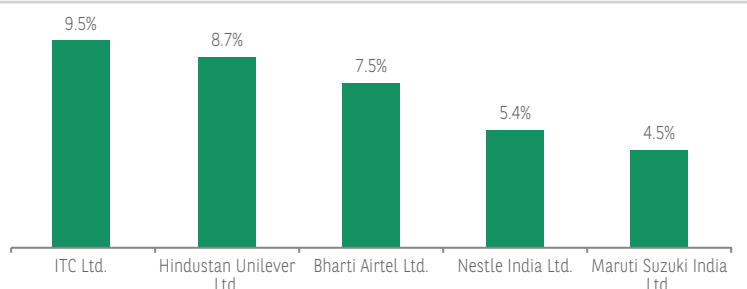
## TOP 5 SECTORS



Top 5 Sectors (% to net assets) have been considered as of the latest month end

The sector(s)/stock(s) mentioned in this document do not constitute any recommendation of the same and Baroda BNP Paribas Mutual Fund may or may not have any future position in these sector(s)/stock(s). Further, the portfolio of the Scheme is subject to changes within the provisions and limitations of Scheme Information Document (SID). For further details on asset allocation, investment strategy and risk factors of the Scheme please refer to SID available on our website ([www.barodabnp-paribasmf.in](http://www.barodabnp-paribasmf.in)).

## TOP 5 STOCKS



Top 5 Stocks (% to net assets) have been considered as of the latest month end

## SIP PERFORMANCE

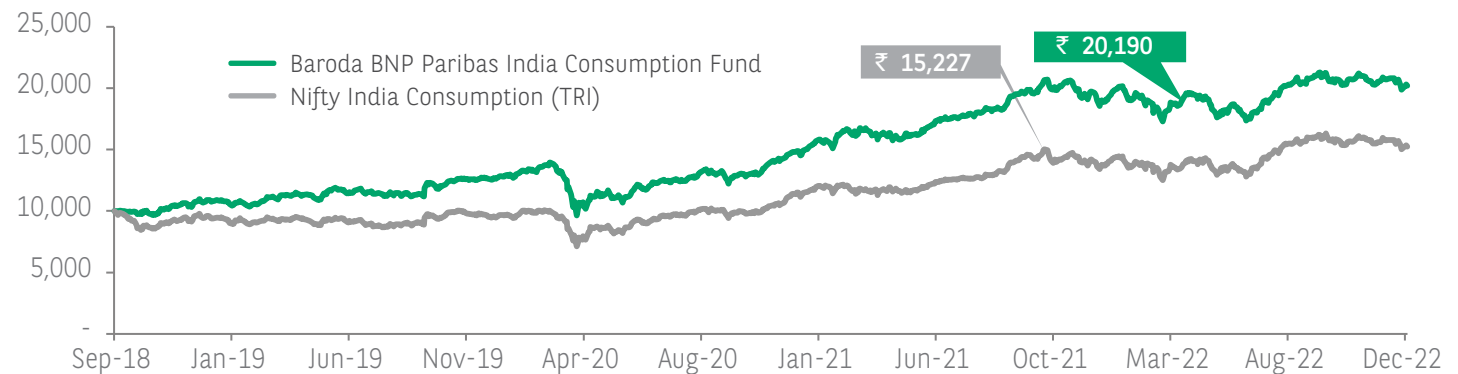
Period	Amount Invested (In ₹)	Baroda BNP Paribas India Consumption Fund (Regular - Growth)		NIFTY India Consumption TRI (Benchmark Index Tier-1)	
		Returns (%)	₹	Returns (%)	₹
Since Inception	520,000	16.90	747,636	15.50	726,024
10 Year SIP	NA	NA	NA	NA	NA
5 Year SIP	NA	NA	NA	NA	NA
3 Year SIP	360,000	16.17	457,070	17.34	464,712
1 Year SIP	120,000	5.80	123,702	8.77	125,575

If investor had invested Rs. 10,000 on the first working day of every month.

**Past performance may or may not be sustained in future and should not be used as a basis of comparison with other investments.**

Refer page no.3 for disclaimers.

## NAV MOVEMENT (₹10,000 Invested at Inception)



NAV & index values re-based to ₹ 10,000 depicting lump sum investment since the inception date of the fund.

**Past performance may or may not be sustained in future and should not be used as basis of comparison with other investments.**

The above chart show the NAV movement since inception to 31st December, 2022.

## PERFORMANCE OF BARODA BNP PARIBAS INDIA CONSUMPTION FUND

S.No	Scheme Managed by Mr. Shiv Chanani	Last 1 Year		Last 3 years		Last 5 Years		Since Inception		Date of Inception of the Scheme
		Returns In ₹*	CAGR(%)	Returns In ₹*	CAGR(%)	Returns In ₹*	CAGR(%)	Returns In ₹*	CAGR(%)	
1	Baroda BNP Paribas India Consumption Fund	10476.55	4.78	15711.15	16.25	N.A.	N.A.	20190.40	17.68	07-Sep-18
	NIFTY India Consumption TRI	10852.95	8.55	15802.04	16.48	N.A.	N.A.	15227.40	10.24	
	Additional Benchmark Nifty 50 TRI	10569.14	5.71	15416.22	15.52	N.A.	N.A.	16433.60	12.20	

Where returns are not available for a particular period, they have not been shown.

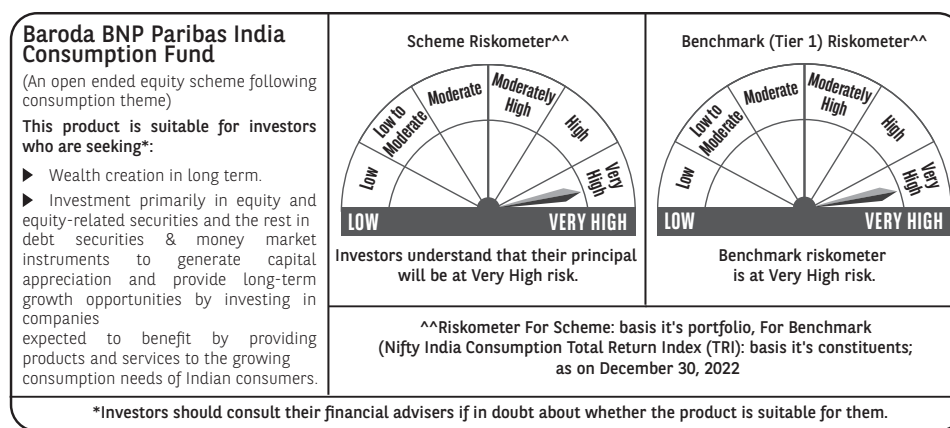
**Past performance may or may not be sustained in future and should not be used as a basis of comparison with other investments. Returns do not take into account the load, if any. Returns are for growth option. Different plans shall have a different expense structure. The performance details provided above are for regular/distributor plan.**

\*Returns in ₹ show the value of 10,000/- invested for last 1 year, last 3 years, last 5 years and since inception respectively.

Data as on December 31, 2022

S.No	Scheme Name	CAGR%		
		Last 1 Year	Last 3 Years	Last 5 Years
1	Baroda BNP Paribas Mid Cap Fund	4.10	22.46	9.73
	Nifty Midcap 150 TRI	3.92	24.57	11.18
2	Baroda BNP Paribas Business Cycle Fund	1.44	N.A.	N.A.
	S&P BSE 500 TRI	4.78	N.A.	N.A.

Scheme Name	Fund Managers	Managing Fund Since
Baroda BNP Paribas India Consumption Fund	Mr. Shiv Chanani	13-Jul-22
Baroda BNP Paribas Mid Cap Fund	Mr. Shiv Chanani	13-Jul-22
Baroda BNP Paribas Business Cycle Fund	Mr. Shiv Chanani	13-Jul-22



**Key Statistical Ratios** - The information contained in this report has been obtained from sources considered to be authentic and reliable. This quantitative data does not purport to be an offer for purchase and sale of mutual fund units. The Standard Deviation is used to measure the volatility of returns. Sharpe Ratio is the measure of the risk - adjusted performance. Beta is the measure of the portfolio's volatility to its respective benchmark. The risk free rate of return considered for calculation of Sharpe ratio is 6.60%, as per 1 day MIBOR rate on the last business day of the month. Sharpe ratio, Volatility/Standard deviation is annualised based on 36 monthly data points. Beta is based on last 36 monthly data points.

**Monthly AAUM and AUM** - Excluding inter-scheme Investments, if any, by other schemes of Baroda BNP Paribas Mutual Fund, as may be applicable.

**Portfolio Positioning, Top 5 Sectors/Stocks** – details contained herein is for general information purposes only and does not indicate assurance of future Scheme performance. The sector(s)/stock(s) mentioned in this document do not constitute any recommendation of the same and Baroda BNP Paribas Mutual Fund may or may not have any future position in these sector(s)/stock(s). Further, the portfolio of the Scheme is subject to changes within the provisions and limitations of Scheme Information Document (SID). For further details on asset allocation, investment strategy and risk factors of the Scheme please refer to SID available on our website ([www.barodabnpparibasmf.in](http://www.barodabnpparibasmf.in)).

**NAV Movement (Rs. 10,000 Invested at Inception)** - All returns are for Regular Plan - Growth Option. Past performance may or may not be sustained in future and should not be used as a basis of comparison with other investments. Returns do not take into account the load, if any.

**SIP Performance** - Returns do not take into account the load and taxes, if any. The data assumes investments in Regular Plan - Growth option. % CAGR Returns are computed after accounting for the cash flow by using the XIRR method (investment internal rate of return), the above investment simulation is for illustrative purpose only and should not be construed as a promise on minimum returns and safeguard of capital. the AMC/ Mutual fund is not guaranteeing or forecasting or promising any return. SIP does not assure a profit or guarantee protection against loss in a declining market.

The risks associated with investments in equities include fluctuations in prices, as stock markets can be volatile and decline in response to political, regulatory, economic, market and stock-specific development etc. Please refer to Scheme Information Document for detailed Risk Factors, asset allocation, investment strategy etc.

The material contained herein has been prepared without regard to the individual financial circumstances and objectives of persons who receive it. This information is meant for general reading purpose only and is not meant to serve as a professional guide for the readers. Except for the historical information contained herein, statements in this publication, which contain words or phrases such as 'will', 'would', etc., and similar expressions or variations of such expressions may constitute 'forward-looking statements'. These forward-looking statements involve a number of risks, uncertainties and other factors that could cause actual results to differ materially from those suggested by the forward-looking statements. BBNPPAMIPL undertakes no obligation to update forward-looking statements to reflect events or circumstances after the date thereof. The words like believe/belief are independent perception of the Fund Manager and do not construe as opinion or advice. **Past Performance may or may not be sustained in future** This information is not intended to be an offer to see or a solicitation for the purchase or sale of any financial product or instrument. The information should not be construed as an investment advice and investors are requested to consult their investment advisor and arrive at an informed decision before making investments. Reliance upon information in this material is at the sole discretion of the reader. The Trustee, AMC, Mutual Fund, their directors, officers or their employees shall not be liable in any way for any direct, indirect, special, incidental, consequential, punitive or exemplary damages arising out of the information contained in this document.

Corporate Identity Number (CIN) : U65991MH2003PTC142972

Regd. Off.: Crescenzo, 7<sup>th</sup> Floor, G-Block, Bandra Kurla Complex, Mumbai 400 051 India.

Call 1800 2670 189 (toll free) | Visit [www.barodabnpparibasmf.in](http://www.barodabnpparibasmf.in)

Mutual Fund investments are subject to market risks. read all scheme related documents carefully.