

# Baroda BNP Paribas INDIA CONSUMPTION Fund

(An open ended equity scheme following consumption theme)

January 31, 2023

## INVESTMENT APPROACH



## KEY STATISTICAL RATIOS

Sharpe Ratio*	0.42
Beta*	0.92
Standard Deviation*	18.13%
Information Ratio	0.00

## FUND DETAILS

**Fund Manager**  
Mr. Shiv Chanani (managing fund since July 13, 2022)  
(Total Experience: 21 years)

**Inception Date**  
September 07, 2018

**Category**  
Sectoral / Thematic

**Benchmark Index**  
Nifty India Consumption Total Return Index (TRI)

**Monthly AUM** ₹ 893.27 Crores  
**AUM** ₹ 890.62 Crores

**Application Amount:**  
**Minimum Application Amount:**  
₹ 5,000 per application and in multiples of ₹ 1 thereafter.

**Minimum Additional Application Amount:**  
₹ 1,000 and in multiples of ₹ 1 thereafter.

### Load Structure

**Entry Load:** Not Applicable

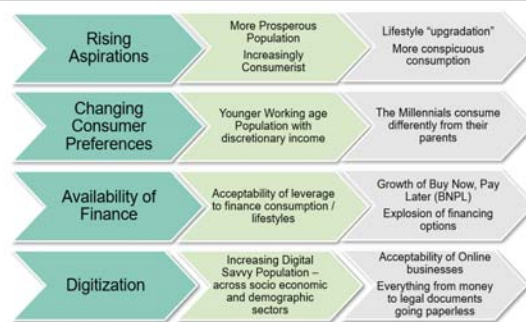
**Exit Load:** If units of the Scheme are redeemed or switched out up to 10% of the units (the limit) within 12 months from the date of allotment - Nil; If units of the scheme are redeemed or switched out in excess of the limit within 12 months from the date of allotment - 1% of the applicable NAV; If units of scheme are redeemed or switched out after 12 months from the date of allotment - Nil.

For detailed load structure please refer Scheme Information Document of the scheme.

## ABOUT THE FUND

- Baroda BNP Paribas India Consumption Fund is an open-ended thematic equity scheme following consumption theme.
- The Scheme intends to invest in secular growth stories aided by rising aspirations, high income levels, high working age population, digital influence, financialisation, policy reforms and urbanisation to name a few. We believe the broader consumption theme is likely to deliver growth from a long-term perspective and is the structural story of India.
- The focus is on companies having strong competitive advantage, with high earnings visibility over the long run. These are businesses which interact directly with their consumers, i.e., following primarily a B2C (business-to-consumer) model.
- The Scheme invests across market capitalization viz. large, mid and small cap and follows a pure bottom-up stock picking approach.
- The Scheme is suitable for investors who have a long-term investment horizon.

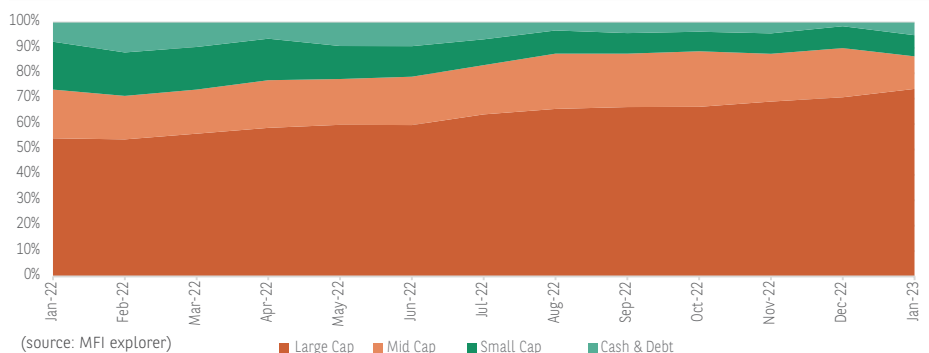
## CONSUMPTION DRIVERS



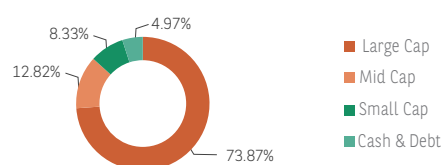
## PORTFOLIO POSITIONING

- We have exposure to consumer-facing companies in the auto, FMCG, building materials and retail sectors that we believe have good growth potential. We are encouraged by the bounce back on pent up demand in the consumer segment. We believe that space is well poised as worse of the input price pressure may be behind.
- The financial sector remains one of the highest overweight sectors as we believe financial services is one of the important parts of the consumption story. We are participating in the same through a mix of select private banks, insurance companies and asset management companies.
- Consumption remains a secular investment theme on the back of improving per capita income within the country.
- The scheme has a large cap exposure of 74% along with a mix of mid and small cap companies at 21%, which we believe have strong balance sheets, cash flows, leadership position in sector and strong track record.

## HISTORIC MARKET CAPITALIZATION (% of Net Assets)



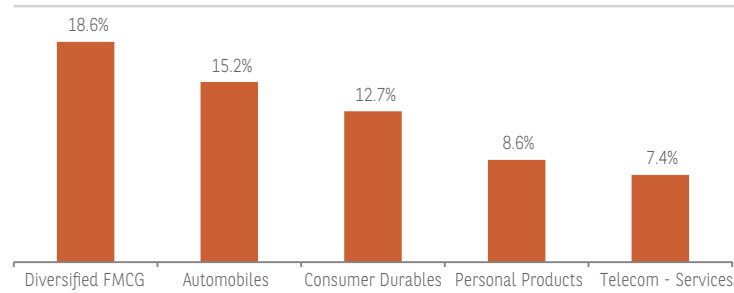
## CURRENT MARKET CAP (% of Net Assets)



\*The scheme is a 'Transferee Scheme', and accordingly, the ratios are being provided considering the weighted average NAVs of both the Transferor Scheme and Transferee Scheme.

Data as on January 31, 2023

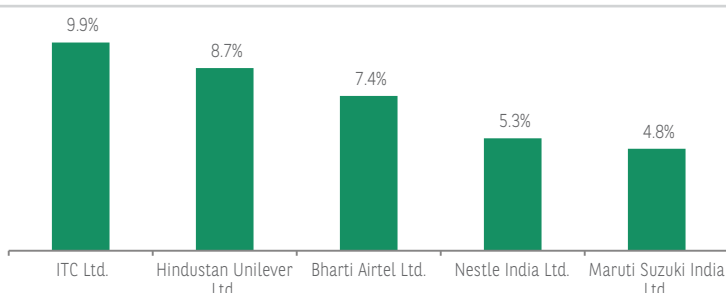
## TOP 5 SECTORS



Top 5 Sectors (% to net assets) have been considered as of the latest month end

The sector(s)/stock(s) mentioned in this document do not constitute any recommendation of the same and Baroda BNP Paribas Mutual Fund may or may not have any future position in these sector(s)/stock(s). Further, the portfolio of the Scheme is subject to changes within the provisions and limitations of Scheme Information Document (SID). For further details on asset allocation, investment strategy and risk factors of the Scheme please refer to SID available on our website ([www.barodabnp-paribasmf.in](http://www.barodabnp-paribasmf.in)).

## TOP 5 STOCKS



Top 5 Stocks (% to net assets) have been considered as of the latest month end

## SIP PERFORMANCE

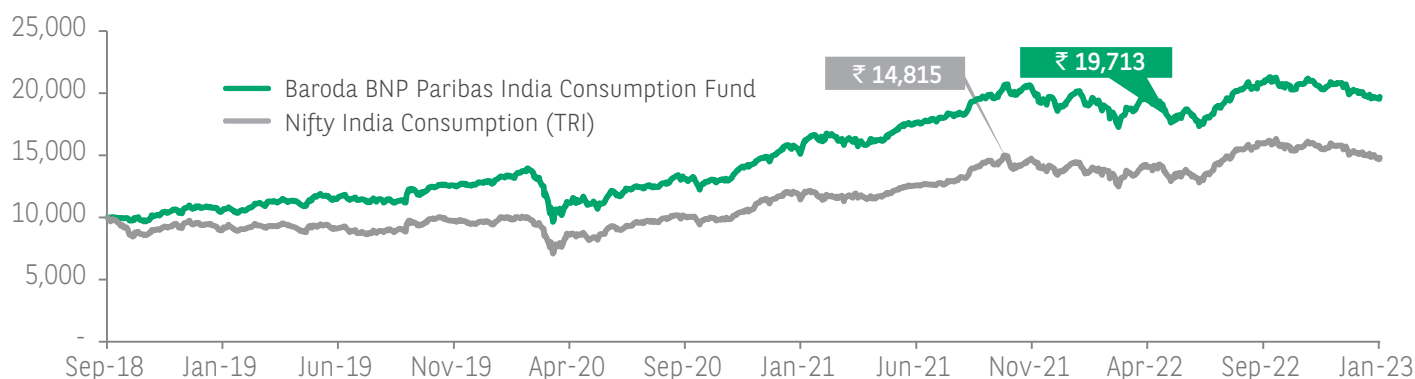
Period	Amount Invested (In ₹)	Baroda BNP Paribas India Consumption Fund (Regular - Growth)		NIFTY India Consumption TRI (Benchmark Index Tier-1)	
		Returns (%)	₹	Returns (%)	₹
Since Inception	530,000	15.14	739,727	13.64	716,099
10 Year SIP	NA	NA	NA	NA	NA
5 Year SIP	NA	NA	NA	NA	NA
3 Year SIP	360,000	13.58	440,756	14.48	446,479
1 Year SIP	120,000	0.66	120,427	2.17	121,408

If investor had invested Rs. 10,000 on the first working day of every month.

**Past performance may or may not be sustained in future and should not be used as a basis of comparison with other investments.**

Refer page no.3 for disclaimers.

## NAV MOVEMENT (₹10,000 Invested at Inception)



NAV & index values re-based to ₹ 10,000 depicting lump sum investment since the inception date of the fund.

**Past performance may or may not be sustained in future and should not be used as basis of comparison with other investments.**

The above chart show the NAV movement since inception to 31st January, 2023.

## PERFORMANCE OF BARODA BNP PARIBAS INDIA CONSUMPTION FUND

S.No	Scheme Managed by Mr. Shiv Chanani	Last 1 Year		Last 3 years		Last 5 Years		Since Inception		Date of Inception of the Scheme
		Returns In ₹*	CAGR(%)	Returns In ₹*	CAGR(%)	Returns In ₹*	CAGR(%)	Returns In ₹*	CAGR(%)	
1	Baroda BNP Paribas India Consumption Fund	10265.58	2.66	14859.79	14.10	N.A.	N.A.	19713.00	16.67	7-Sep-18
	NIFTY India Consumption TRI	10745.15	7.45	15053.25	14.59	N.A.	N.A.	14815.10	9.34	
	Additional Benchmark Nifty 50 TRI	10317.87	3.18	15297.95	15.21	N.A.	N.A.	16033.83	11.32	

Where returns are not available for a particular period, they have not been shown.

**Past performance may or may not be sustained in future and should not be used as a basis of comparison with other investments. Returns do not take into account the load, if any. Returns are for growth option. Different plans shall have a different expense structure. The performance details provided above are for regular/distributor plan.**

\*Returns in ₹ show the value of 10,000/- invested for last 1 year, last 3 years, last 5 years and since inception respectively.

Data as on January 31, 2023

S.No	Scheme Name	CAGR%		
		Last 1 Year	Last 3 Years	Last 5 Years
1	Baroda BNP Paribas Mid Cap Fund	1.69	19.34	10.40
	Nifty Midcap 150 TRI	2.56	21.40	11.29
2	Baroda BNP Paribas Business Cycle Fund	1.20	N.A.	N.A.
	S&P BSE 500 TRI	1.66	N.A.	N.A.

Scheme Name	Fund Managers	Managing Fund Since
Baroda BNP Paribas India Consumption Fund	Mr. Shiv Chanani	13-Jul-22
Baroda BNP Paribas Mid Cap Fund	Mr. Shiv Chanani	13-Jul-22
Baroda BNP Paribas Business Cycle Fund	Mr. Shiv Chanani	13-Jul-22

