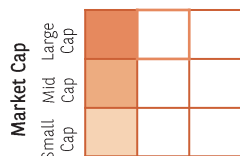


# Baroda BNP Paribas Innovation Fund

(An open-ended equity scheme investing in innovation theme)

March 31, 2025

## INVESTMENT APPROACH



Growth Blend Value  
Investment Style

## FUND DETAILS



### Fund Manager~

Fund Manager	Managing fund since	Experience
Mr. Pratish Krishnan	05-Mar-24	23
Mr. Ankeet Pandya	01-Jan-25	11



### Inception Date

March 05, 2024



### Category

Equity Scheme – Sectoral/Thematic Fund



### Benchmark Index (Tier – 1)

Nifty 500 TRI



### Monthly AAUM\*

₹ 959.34 Crores

### AUM\*

₹ 973.58 Crores



### Application Amount:

Minimum Application Amount:

₹ 1,000 per application and in multiples of ₹ 1 thereafter.

Minimum Additional Application Amount:

₹ 1,000 and in multiples of ₹ 1 thereafter.



### Load Structure

Exit Load Upto 1 year: Redeemed or switched out up to 10% of the allotment: Nil.

- Redeemed or switched out more than 10% of the allotment: 1% of the applicable NAV

After 1 Year - Nil

For detailed load structure please refer Scheme Information Document of the scheme.

\*Monthly AAUM and AUM - Excluding inter-scheme Investments, if any, by other schemes of Baroda BNP Paribas Mutual Fund, as may be applicable.

Data as on March 31, 2025

## ABOUT THE FUND

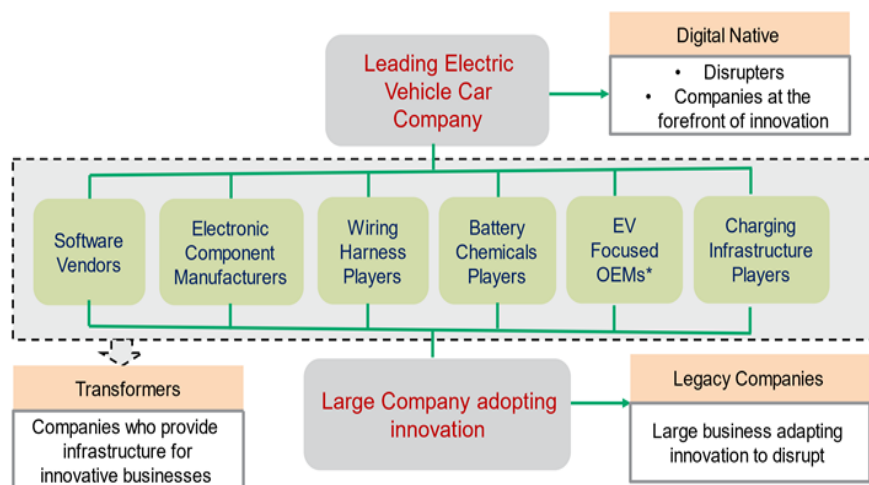
- Baroda BNP Paribas Innovation Fund aims to invest in companies that benefit from Innovation.
- The scheme intends to invest in companies that benefit from investments in research, in business processes, in platforms, in technology/innovation leading to new product/services introduction and likely to disrupt the market.
- The Scheme has identified the following investment themes in the current economic environment:
  - Digital Native** : Disruptors. Companies at the forefront of innovation.
  - Transformers** : These are companies who provide tools/ technologies / know how /infrastructure for innovative businesses
  - Legacy Companies** : Large businesses who are early adopters of new technology leading to innovation/disruption and transforming their companies as they respond to the changing market environment.

## PORTFOLIO POSITIONING

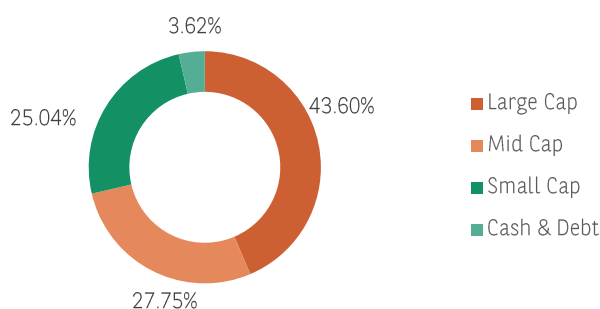
- Sector agnostic fund and stock selection led themes- innovator, enablers and legacy transformation cos.
- Compared to the last month, we have increased exposure to Industrials, reduced exposure to financials and increased weight in healthcare.
- Key overweight positions are Consumer Discretionary, Information Technology and communication services, while key underweight positions are Financials, Energy and Consumer Staples.
- Cash position stands at 3.6%.

## DEFINING INNOVATION

- Innovation Themes- Digital Natives, Transformers and Legacy Companies**



## CURRENT MARKET CAP (% of Net Assets)



## TOP 10 SECTORS

Top 10 Sectors	% of Net Assets
Retailing	10.21%
IT - Software	9.27%
Pharmaceuticals & Biotechnology	9.22%
Automobiles	7.05%
Capital Markets	7.03%
Electrical Equipment	6.76%
Chemicals & Petrochemicals	5.96%
Industrial Manufacturing	5.12%
Telecom - Services	4.40%
Auto Components	3.55%

Top 10 Sectors (% to net assets) have been considered as of the latest month end

The sector(s)/stock(s) mentioned in this document do not constitute any recommendation of the same and Baroda BNP Paribas Mutual Fund may or may not have any future position in these sector(s)/stock(s). Further, the portfolio of the Scheme is subject to changes within the provisions and limitations of Scheme Information Document (SID). For further details on asset allocation, investment strategy and risk factors of the Scheme please refer to SID available on our website ([www.barodabnp-paribasmf.in](http://www.barodabnp-paribasmf.in)).

## TOP 10 STOCKS\*

Top 10 Stocks	% of Net Assets
Bharti Airtel Limited	4.40%
Info Edge (India) Limited	3.88%
Linde India Limited	3.71%
ICICI Bank Limited	3.53%
TVS Motor Company Limited	3.31%
Sun Pharmaceutical Industries Limited	3.03%
PB Fintech Limited	3.01%
Multi Commodity Exchange of India Limited	2.95%
Hitachi Energy India Limited	2.89%
Divi's Laboratories Limited	2.59%

Top 10 Stocks (% to net assets) have been considered as of the latest month end

## PERFORMANCE OF BARODA BNP PARIBAS INNOVATION FUND

S.No	Scheme managed by Mr. Pratish Krishnan & Mr. Ankeet Pandya	1 Year		3 years		5 Years		Since Inception		Date of Inception of the Scheme
		Returns In ₹*	CAGR(%)	Returns In ₹*	CAGR(%)	Returns In ₹*	CAGR(%)	Returns In ₹*	CAGR(%)	
1	Baroda BNP Paribas Innovation Fund	10617.94	6.18	N.A.	N.A.	N.A.	N.A.	10932.80	8.68	05-Mar-24
	Nifty 500 TRI	10637.31	6.37	N.A.	N.A.	N.A.	N.A.	10573.86	5.35	
	Additional Benchmark Nifty 50 TRI Index	10665.36	6.65	N.A.	N.A.	N.A.	N.A.	10652.86	6.08	

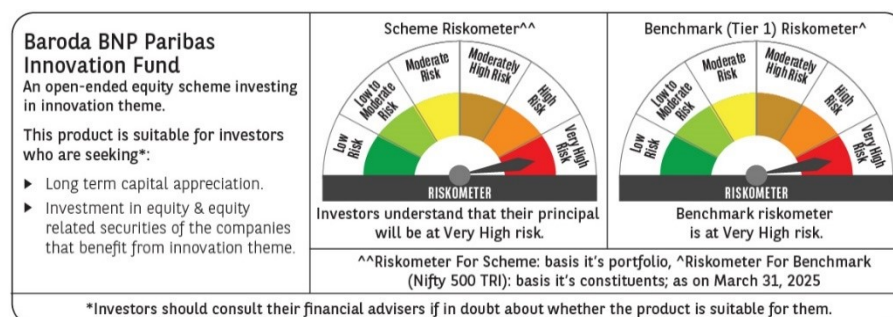
\*Returns in ₹ show the value of 10,000/- invested for last 1 year, last 3 years, last 5 years and since inception respectively.

CAGR :- Compound annual growth rate

For Other funds managed by the fund manager, please [Click here](#)

## Baroda BNP Paribas Innovation Fund

(An open-ended equity scheme investing in innovation theme.)



Data as on March 31, 2025

## DISCLAIMERS

---

**Market Capitalization as per SEBI** - Large Cap: 1st - 100th company, Mid Cap: 101st - 250th company and Small Cap: 251st company onwards in terms of full market capitalization

**Portfolio Positioning, Top 10 Sectors/Stocks** – details contained herein is for general information purposes only and does not indicate assurance of future Scheme performance. The sector(s)/stock(s) mentioned in this document do not constitute any recommendation of the same and Baroda BNP Paribas Mutual Fund may or may not have any future position in these sector(s)/stock(s). Further, the portfolio of the Scheme is subject to changes within the provisions and limitations of Scheme Information Document (SID). For further details on asset allocation, investment strategy and risk factors of the Scheme please refer to SID available on our website ([www.barodabnpparibasmf.in](http://www.barodabnpparibasmf.in)).

\*For detailed Portfolio holdings please refer to the Factsheet <https://www.barodabnpparibasmf.in/downloads/monthly-factsheet>

---

The risks associated with investments in equities include fluctuations in prices, as stock markets can be volatile and decline in response to political, regulatory, economic, market and stock-specific development etc. Please refer to Scheme Information Document for detailed Risk Factors, asset allocation, investment strategy etc.

The material contained herein has been prepared without regard to the individual financial circumstances and objectives of persons who receive it. This information is meant for general reading purpose only and is not meant to serve as a professional guide for the readers. Except for the historical information contained herein, statements in this publication, which contain words or phrases such as 'will', 'would', etc., and similar expressions or variations of such expressions may constitute 'forward-looking statements'. These forward-looking statements involve a number of risks, uncertainties and other factors that could cause actual results to differ materially from those suggested by the forward-looking statements. BBNPPAMIPL undertakes no obligation to update forward-looking statements to reflect events or circumstances after the date thereof. The words like believe/belief are independent perception of the Fund Manager and do not construe as opinion or advise. Past performance may or may not be sustained in future and is not a guarantee of any future returns. This information is not intended to be an offer to sell or a solicitation for the purchase or sale of any financial product or instrument. The information should not be construed as an investment advice and investors are requested to consult their investment advisor and arrive at an informed decision before making investments. Reliance upon information in this material is at the sole discretion of the reader. The Trustee, AMC, Mutual Fund, their directors, officers or their employees shall not be liable in any way for any direct, indirect, special, incidental, consequential, punitive or exemplary damages arising out of the information contained in this document.

---

BARODA BNP PARIBAS ASSET MANAGEMENT INDIA PVT. LTD.

Corporate Identity Number (CIN) : U65991MH2003PTC142972

201 (A), 2nd Floor, A Wing, Crescenzo, C-38 & C-39, G-Block, Bandra Kurla Complex, Mumbai 400 051 India.

Call 1800 2670 189 (toll free) | Visit [www.barodabnpparibasmf.in](http://www.barodabnpparibasmf.in)

**Mutual Fund investments are subject to market risks, read all scheme related documents carefully.**