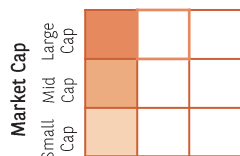


Baroda BNP Paribas Innovation Fund

(An open-ended equity scheme investing in innovation theme)

November 28, 2025

INVESTMENT APPROACH



Growth Blend Value

Investment Style

FUND DETAILS



Fund Manager~

| Fund Manager | Managing fund since | Experience |
|----------------------|---------------------|------------|
| Mr. Pratish Krishnan | 05-Mar-24 | 23 |
| Mr. Ankeet Pandya | 01-Jan-25 | 11 |



Inception Date

March 05, 2024



Category

Equity Scheme – Sectoral/Thematic Fund



Benchmark Index (Tier – 1)

Nifty 500 TRI



Monthly AAUM*

₹ 961.70 Crores

AUM*

₹ 955.84 Crores



Application Amount:

Minimum Application Amount:

₹ 1,000 per application and in multiples of ₹ 1 thereafter.

Minimum Additional Application Amount:

₹ 1,000 and in multiples of ₹ 1 thereafter.



Load Structure

Exit Load : • If units of the Scheme are redeemed or switched out up to 10% of the units within 1 year from the date of allotment - Nil.

• If units of the scheme are redeemed or switched out in excess of the limit within 1 year from the date of allotment - 1% of the applicable NAV.

• If units of scheme are redeemed or switched out after 1 year from the date of allotment - Nil.

For detailed load structure please refer Scheme Information Document of the scheme.

*Monthly AAUM and AUM - Excluding inter-scheme Investments, if any, by other schemes of Baroda BNP Paribas Mutual Fund, as may be applicable.

Data as on November 28, 2025

ABOUT THE FUND

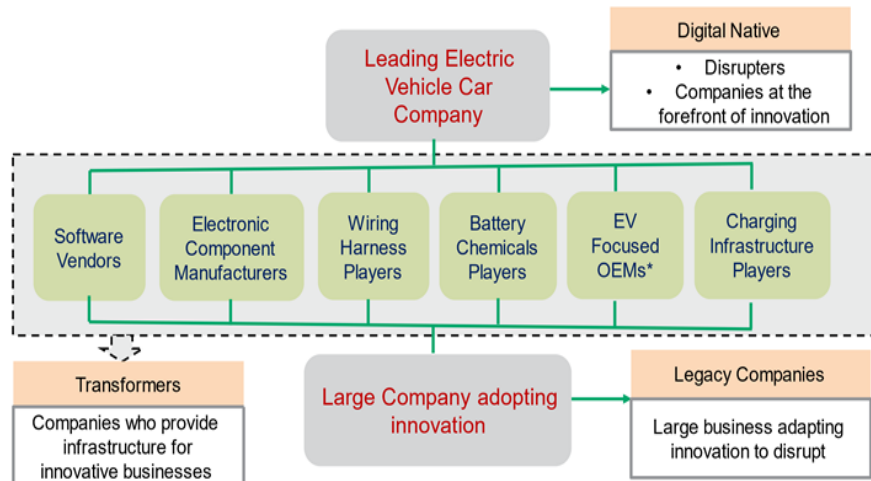
- Baroda BNP Paribas Innovation Fund aims to invest in companies that benefit from Innovation.
- The scheme intends to invest in companies that benefit from investments in research, in business processes, in platforms, in technology/Innovation leading to new product/services introduction and likely to disrupt the market.
- The Scheme has identified the following investment themes in the current economic environment:
 - Digital Native** : Disruptors. Companies at the forefront of innovation.
 - Transformers** : These are companies who provide tools/ technologies / know how /infrastructure for innovative businesses
 - Legacy Companies** : Large businesses who are early adopters of new technology leading to innovation/disruption and transforming their companies as they respond to the changing market environment.

PORTFOLIO POSITIONING

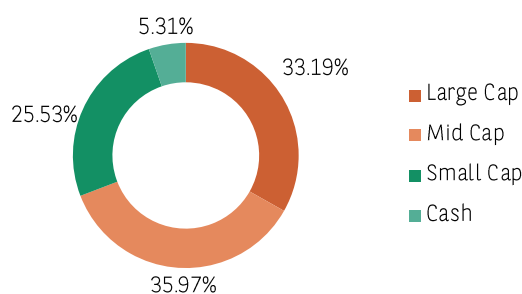
- Sector agnostic fund and stock selection led themes- innovator, enablers and legacy transformation cos.
- Compared to last month, we have reduced exposure to Materials and Industrials, while added exposure to Financials, Consumer Discretionary and Information Technology.
- Key overweight positions are Consumer discretionary, Industrials and Communication services, while key underweight positions are Consumer Staples, Utilities and Energy.
- Mid and Small cap exposure stands at 61.5% (vs 60.4% last month). Large cap exposure stands at 33.2% (vs 32% Last month).
- Cash position stands at 5.26%.

DEFINING INNOVATION

- Innovation Themes- Digital Natives, Transformers and Legacy Companies**



CURRENT MARKET CAP (% of Net Assets)



TOP 10 STOCKS*

| Top 10 Stocks | % of Net Assets |
|---|-----------------|
| Multi Commodity Exchange of India Limited | 4.45% |
| One 97 Communications Limited | 4.21% |
| Hitachi Energy India Limited | 3.97% |
| Bharti Airtel Limited | 3.81% |
| Eternal Limited | 3.75% |
| Linde India Limited | 3.61% |
| PB Fintech Limited | 3.51% |
| TVS Motor Company Limited | 3.49% |
| Navin Fluorine International Limited | 3.10% |
| Computer Age Management Services Limited | 2.79% |

Top 10 Stocks (% to net assets) have been considered as of the latest month end

TOP 10 SECTORS

| Top 10 Sectors | % of Net Assets |
|---------------------------------|-----------------|
| Retailing | 11.59% |
| Capital Markets | 11.35% |
| Financial Technology (Fintech) | 7.72% |
| Automobiles | 7.55% |
| Chemicals & Petrochemicals | 7.13% |
| Pharmaceuticals & Biotechnology | 5.94% |
| Leisure Services | 4.41% |
| Banks | 4.29% |
| IT - Software | 4.03% |
| Electrical Equipment | 3.97% |

Top 10 Sectors (% to net assets) have been considered as of the latest month end

The sector(s)/stock(s) mentioned in this document do not constitute any recommendation of the same and Baroda BNP Paribas Mutual Fund may or may not have any future position in these sector(s)/stock(s). Further, the portfolio of the Scheme is subject to changes within the provisions and limitations of Scheme Information Document (SID). For further details on asset allocation, investment strategy and risk factors of the Scheme please refer to SID available on our website (www.barodabnpparibasmf.in).

*For detailed Portfolio holdings please refer to the Factsheet <https://www.barodabnpparibasmf.in/downloads/monthly-factsheet>

PERFORMANCE OF BARODA BNP PARIBAS INNOVATION FUND

| S.No | Scheme managed by Mr. Pratish Krishnan & Mr. Ankeet Pandya | 1 Year | | 3 years | | 5 Years | | Since Inception | | Date of Inception of the Scheme |
|------|--|---------------|---------|---------------|---------|---------------|---------|-----------------|---------|---------------------------------|
| | | Returns In ₹* | CAGR(%) | Returns In ₹* | CAGR(%) | Returns In ₹* | CAGR(%) | Returns In ₹* | CAGR(%) | |
| 1 | Baroda BNP Paribas Innovation Fund | 10272.63 | 2.73 | N.A | N.A | N.A | N.A | 12871.60 | 15.67 | 05-Mar-24 |
| | Nifty 500 TRI | 10656.10 | 6.58 | N.A | N.A | N.A | N.A | 11953.32 | 10.84 | |
| | Additional Benchmark Nifty 50 TRI Index | 10993.65 | 9.97 | N.A | N.A | N.A | N.A | 11985.36 | 11.01 | |

*Returns in ₹ show the value of 10,000/- invested for last 1 year, last 3 years, last 5 years and since inception respectively.

CAGR :- Compound annual growth rate

Returns Pertain to Regular Plan - Growth option .

Past performance may or may not be sustained in future and is not a guarantee of any future returns.

For Other funds managed by the fund manager , please [Click here](#)

Income Distribution cum Capital Withdrawal (IDCW) HISTORY (Regular Plan - IDCW Option)

| Record Date | Distribution Rate Per Unit (₹) Individual/others | Cum--IDWC NAV (₹) |
|-------------|---|-------------------|
| 27-Mar-23 | 0.11 | 10.99 |

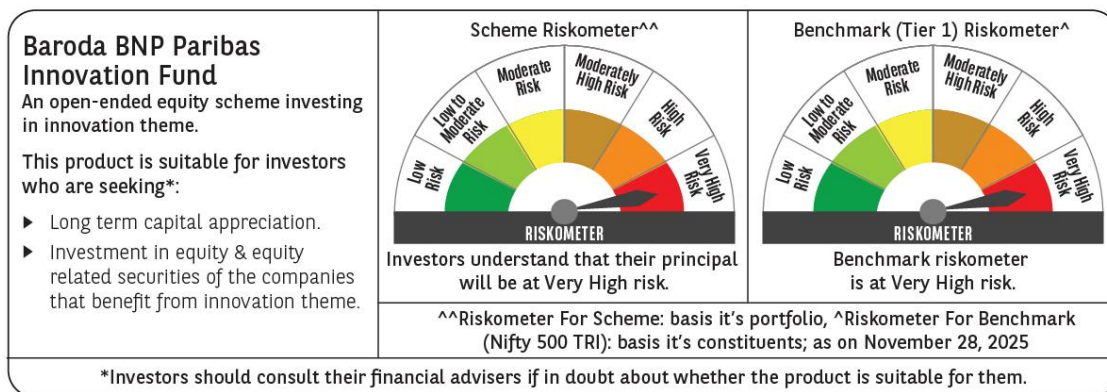
Last 3 IDCW declared for IDCW option.

Pursuant to distribution under Income Distribution cum Capital Withdrawal ("IDCW") option, NAV of the IDCW option of the scheme(s) would fall to the extent of pay-out and statutory levy (if applicable). The amounts under IDCW options can be distributed out of investors' capital (Equalization Reserve), which is part of sale price that represents realized gains. **Past performance may or may not be sustained in future and is not a guarantee of any future returns.** The above stated distribution rate per unit is net distribution rate after deducting applicable taxes. The above distribution rates are on face value of Rs 10 per unit. Face value may change depending upon FV of the scheme.

Data as on November 28, 2025

Baroda BNP Paribas Innovation Fund

(An open-ended equity scheme investing in innovation theme.)



DISCLAIMERS

Market Capitalization as per SEBI - Large Cap: 1st - 100th company, Mid Cap: 101st - 250th company and Small Cap: 251st company onwards in terms of full market capitalization

Portfolio Positioning, Top 10 Sectors/Stocks – details contained herein is for general information purposes only and does not indicate assurance of future Scheme performance. The sector(s)/stock(s) mentioned in this document do not constitute any recommendation of the same and Baroda BNP Paribas Mutual Fund may or may not have any future position in these sector(s)/stock(s). Further, the portfolio of the Scheme is subject to changes within the provisions and limitations of Scheme Information Document (SID). For further details on asset allocation, investment strategy and risk factors of the Scheme please refer to SID available on our website (www.barodabnp-paribasmf.in).

The risks associated with investments in equities include fluctuations in prices, as stock markets can be volatile and decline in response to political, regulatory, economic, market and stock-specific development etc. Please refer to Scheme Information Document for detailed Risk Factors, asset allocation, investment strategy etc.

The material contained herein has been prepared without regard to the individual financial circumstances and objectives of persons who receive it. This information is meant for general reading purpose only and is not meant to serve as a professional guide for the readers. Except for the historical information contained herein, statements in this publication, which contain words or phrases such as 'will', 'would', etc., and similar expressions or variations of such expressions may constitute 'forward-looking statements'. These forward-looking statements involve a number of risks, uncertainties and other factors that could cause actual results to differ materially from those suggested by the forward-looking statements. BBNPPAMIPL undertakes no obligation to update forward-looking statements to reflect events or circumstances after the date thereof. The words like believe/belief are independent perception of the Fund Manager and do not construe as opinion or advise. Past performance may or may not be sustained in future and is not a guarantee of any future returns. This information is not intended to be an offer to see or a solicitation for the purchase or sale of any financial product or instrument. The information should not be construed as an investment advice and investors are requested to consult their investment advisor and arrive at an informed decision before making investments. Reliance upon information in this material is at the sole discretion of the reader. The Trustee, AMC, Mutual Fund, their directors, officers or their employees shall not be liable in any way for any direct, indirect, special, incidental, consequential, punitive or exemplary damages arising out of the information contained in this document.

BARODA BNP PARIBAS ASSET MANAGEMENT INDIA PVT. LTD.

Corporate Identity Number (CIN) : U65991MH2003PTC142972

201 (A), 2nd Floor, A Wing, Parinee Crescenzo, C-38 & C-39, G-Block, Bandra Kurla Complex, Mumbai 400 051 India.

Call 1800 2670 189 (toll free) | Visit www.barodabnp-paribasmf.in

Mutual Fund investments are subject to market risks, read all scheme related documents carefully.