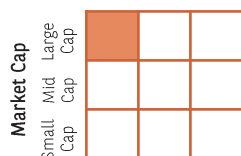


# Baroda BNP Paribas Large Cap Fund

(An Open-ended Equity Scheme predominantly investing in large cap stocks)

December 31, 2025

## INVESTMENT APPROACH



Growth Blend Value  
Investment Style

## KEY STATISTICAL RATIOS

Sharpe Ratio.....	0.88
Beta.....	0.95
Standard Deviation.....	11.89%

## FUND DETAILS



### Fund Manager~

Fund Manager	Managing fund since	Experience
Jitendra Sriram	16-Jun-22	27
Kushant Arora	21-Oct-24	11



### Inception Date

September 23, 2004



### Category

Large Cap Fund



### Benchmark Index (Tier - 1)

Nifty 100 TRI



### Monthly AAUM\*

₹ 2,729.68 Crores

### AUM\*

₹ 2,702.11 Crores



### Application Amount:

#### Minimum Application Amount:

₹ 5,000 per application and in multiples of ₹ 1 thereafter.

#### Minimum Additional Application Amount:

₹ 1,000 and in multiples of ₹ 1 thereafter.



### Load Structure

**Exit Load:** • If units of the Scheme are redeemed or switched out within 30 days of the date of allotment - 1% of the applicable Net Asset Value (NAV)

• If units of the Scheme are redeemed or switched out after 30 days of allotment - Nil.

For detailed load structure please refer Scheme Information Document of the scheme.

\*The scheme is a 'Transferee Scheme', and accordingly, the ratios are being provided considering the weighted average NAVs of both the Transferor Scheme and Transferee Scheme.

\*Monthly AAUM and AUM - Excluding inter-scheme Investments, if any, by other schemes of Baroda BNP Paribas Mutual Fund, as may be applicable.

## ABOUT THE FUND

- Baroda BNP Paribas Large cap funds typically invest in blue chip companies and market leaders which are expected to generate revenue and earnings due to their established businesses and tenure.
- These companies being seasoned and large corporate houses, are expected to withstand market cycles. Mid or small cap companies do not have the same level of stability and therefore carry a higher degree of risk than large caps.
- Baroda BNP Paribas Large Cap Fund invests predominantly in such large capitalisation companies which has a proven track record of growth in the long term.
- The Scheme intends to be well diversified across sectors and intends to focus on quality names exhibiting sound management and fundamentals with sustainable earnings growth potential.
- The Scheme is suitable for investors who have a long term investment horizon.

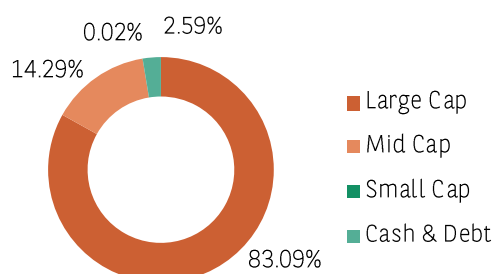
## WHY LARGE CAP?

- Large-cap funds are equity funds that invest in relatively stable companies (top 100 companies listed on the stock exchange).
- Owing to the high degree of stability of the underlying equity stocks, large cap funds have lower risks compared to mid and small caps making them the ideal investment option for both new and seasoned investors.
- Large cap companies are leaders in their respective industries and tend to provide relatively stable returns over longer periods.
- These companies owing to their large capital are likely to pay off debt on time, withstand the market turmoil and have a good debt-to-equity ratio.

## PORTFOLIO POSITIONING

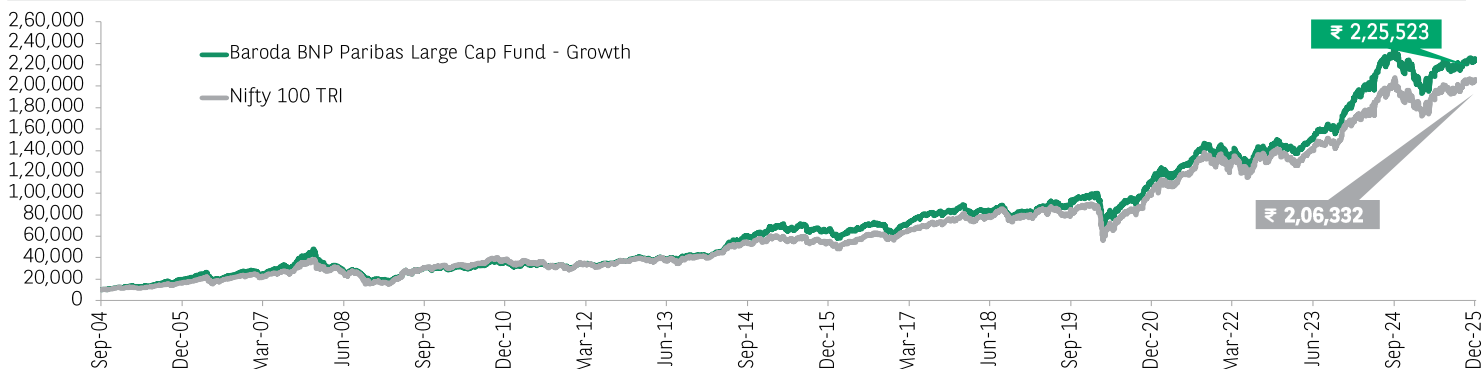
- The frontline large cap indices were down 18bps for the month as markets consolidated after two months of strong showing. Large caps fared marginally better than mid and small caps for the month.
- The fund is currently invested to the tune of ~97% similar to levels of the prior month. During the course of the month we made some changes to the consumer portfolio. We trimmed exposures to consumer retailing while adding to certain consumer discretionary and consumer services plays. These were prompted by better growth visibility on the latter two areas. We also added to a commercial vehicle play which added to our industrials weight.
- We continue to stay overweight on industrials, consumer discretionary and healthcare. We have gone marginally underweight financials now and are underweight energy and materials. However we have cut the magnitude of underweight on materials substantially.

## CURRENT MARKET CAP (% of Net Assets)



Data as on December 31, 2025

## NAV MOVEMENT (₹10,000 Invested at Inception)



NAV & Index values re-based to ₹ 10,000 depicting lump sum investment since the inception date of the fund.

Past performance may or may not be sustained in future and is not a guarantee of any future returns

The above chart show the NAV movement since inception to December 31, 2025

## SIP PERFORMANCE

Period	Amount Invested In(₹)	Baroda BNP Paribas Large Cap Fund (Regular Plan - Growth)		Nifty 100 TRI (Benchmark Index Tier-1)
		Returns (%)	₹	Returns (%)
Since Inception	25,60,000	13.62	1,34,61,976	13.51
10 Year SIP	12,00,000	14.30	25,33,399	14.52
5 Year SIP	6,00,000	13.76	8,47,109	13.59
3 Year SIP	3,60,000	12.81	4,35,831	13.64
1 Year SIP	1,20,000	10.23	1,26,536	14.24

If investor had invested Rs. 10,000 on the first working day of every month.

Past performance may or may not be sustained in future and is not a guarantee of any future returns

## TOP 10 STOCKS\*

Top 10 Stocks	% of Net Assets
HDFC Bank Limited	7.73%
Reliance Industries Limited	6.59%
ICICI Bank Limited	6.26%
Larsen & Toubro Limited	4.49%
Bharti Airtel Limited	4.28%
Infosys Limited	3.12%
Kotak Mahindra Bank Limited	3.01%
Hitachi Energy India Limited	2.93%
State Bank of India	2.65%
Tata Consultancy Services Limited	2.35%

Top 10 Stocks (% to net assets) have been considered as of the latest month end

The sector(s)/stock(s) mentioned in this document do not constitute any recommendation of the same and Baroda BNP Paribas Mutual Fund may or may not have any future position in these sector(s)/stock(s). Further, the portfolio of the Scheme is subject to changes within the provisions and limitations of Scheme Information Document (SID). For further details on asset allocation, investment strategy and risk factors of the Scheme please refer to SID available on our website ([www.barodabnp-paribasmf.in](http://www.barodabnp-paribasmf.in)).

\*For detailed Portfolio holdings please refer to the Factsheet <https://www.barodabnp-paribasmf.in/downloads/monthly-factsheet>

## TOP 10 SECTORS

Top 10 Sectors	% of Net Assets
Banks	22.36%
IT - Software	8.63%
Petroleum Products	7.74%
Pharmaceuticals & Biotechnology	5.97%
Automobiles	5.76%
Finance	4.70%
Construction	4.49%
Electrical Equipment	4.37%
Telecom - Services	4.28%
Power	3.83%

Top 10 Sectors (% to net assets) have been considered as of the latest month end

## PERFORMANCE OF BARODA BNP PARIBAS LARGE CAP FUND

S.No	Scheme managed by Mr. Jitendra Sriram & Mr. Kushant Arora	1 Year		3 years		5 Years		Since Inception		Date of Inception of the Scheme
		Returns In ₹*	CAGR(%)	Returns In ₹*	CAGR(%)	Returns In ₹*	CAGR(%)	Returns In ₹*	CAGR(%)	
1	Baroda BNP Paribas Large Cap Fund	10439.29	4.39	15654.21	16.10	19910.76	14.76	225522.88	15.76	23-Sep-04
	Nifty 100 TRI	11023.70	10.24	15101.69	14.72	20038.30	14.91	206331.94	15.28	
	Additional Benchmark Nifty 50 TRI	11188.36	11.88	14946.22	14.32	19839.63	14.68	196842.94	15.03	

\*Returns in ₹ show the value of 10,000/- invested for last 1 year, last 3 years, last 5 years and since inception respectively.

CAGR :- Compound annual growth rate

Returns Pertain to Regular Plan - Growth option .

Past performance may or may not be sustained in future and is not a guarantee of any future returns.

For Other funds managed by the fund manager , please [Click here](#)

Data as on December 31, 2025

Income Distribution cum Capital Withdrawal (IDCW) HISTORY (Regular Plan - IDCW Option)

Record Date	Distribution Rate Per Unit (₹) Individual/others	Cum--IDWC NAV (₹)
27-Mar-23	1.53	19.15
27-Mar-24	2.20	25.03
27-Mar-25	2.12	24.28

Last 3 IDCW declared for IDCW option.  
Pursuant to distribution under Income Distribution cum Capital Withdrawal ("IDCW") option, NAV of the IDCW option of the scheme(s) would fall to the extent of pay-out and statutory levy (if applicable). The amounts under IDCW options can be distributed out of investors' capital (Equalization Reserve), which is part of sale price that represents realized gains. **Past performance may or may not be sustained in future and is not a guarantee of any future returns.** The above stated distribution rate per unit is net distribution rate after deducting applicable taxes. The above distribution rates are on face value of Rs 10 per unit. Face value may change depending upon FV of the scheme.

Baroda BNP Paribas Large Cap Fund  
(An Open-ended Equity Scheme predominantly investing in large cap stocks)

**Baroda BNP Paribas Large Cap Fund**  
(An Open ended Equity Scheme predominantly investing in large cap stocks)  
**This product is suitable for investors who are seeking\*:**

- ▶ Wealth Creation in long term.
- ▶ Investments in diversified and actively managed portfolio of equity and equity related securities with bias to large cap companies.

**Scheme Riskometer^^**

**RISKOMETER**  
Investors understand that their principal will be at Very High risk.

**Benchmark (Tier 1) Riskometer^**

**RISKOMETER**  
Benchmark riskometer is at Very High risk.

^^Riskometer For Scheme: basis it's portfolio, ^Riskometer For Benchmark (Nifty 100 TRI): basis it's constituents; as on December 31, 2025

**\*Investors should consult their financial advisers if in doubt about whether the product is suitable for them.**

DISCLAIMERS

**# Key Statistical Ratios** - The information contained in this report has been obtained from sources considered to be authentic and reliable. This quantitative data does not purport to be an offer for purchase and sale of mutual fund units. The Standard Deviation is used to measure the volatility of returns. Sharpe Ratio is the measure of the risk – adjusted performance. Beta is the measure of the portfolio's volatility to its respective benchmark. The risk free rate of return considered for calculation of Sharpe ratio is 5.67%, as per 1 day MIBOR rate on the last business day of the month. Sharpe ratio, Volatility/Standard deviation is annualised based on 36 monthly data points. Beta is based on last 36 monthly data points. Information ratio aims to show consistency in generating excess returns relative to benchmark, which is measured by the tracking error. Tracking error is the measure of the deviation from the benchmark.

**Market Capitalization as per SEBI** - Large Cap: 1st - 100th company, Mid Cap: 101st - 250th company and Small Cap: 251st company onwards in terms of full market capitalization

**Portfolio Positioning, Top 10 Sectors/Stocks** – details contained herein is for general information purposes only and does not indicate assurance of future Scheme performance. The sector(s)/stock(s) mentioned in this document do not constitute any recommendation of the same and Baroda BNP Paribas Mutual Fund may or may not have any future position in these sector(s)/stock(s). Further, the portfolio of the Scheme is subject to changes within the provisions and limitations of Scheme Information Document (SID). For further details on asset allocation, investment strategy and risk factors of the Scheme please refer to SID available on our website ([www.barodabnp-paribasmf.in](http://www.barodabnp-paribasmf.in)).

**NAV Movement (Rs. 10,000 Invested at Inception)** - All returns are for Regular Plan - Growth Option. **Past performance may or may not be sustained in future and is not a guarantee of any future returns.** Returns do not take into account the load, if any.

**SIP Performance** - Returns do not take into account the load and taxes, if any. The data assumes investments in Regular Plan - Growth option. % CAGR Returns are computed after accounting for the cash flow by using the XIRR method (investment internal rate of return). the above investment simulation is for illustrative purpose only and should not be construed as a promise on minimum returns and safeguard of capital. the AMC/ Mutual fund is not guaranteeing or forecasting or promising any return. SIP does not assure a profit or guarantee protection against loss in a declining market.

---

The risks associated with investments in equities include fluctuations in prices, as stock markets can be volatile and decline in response to political, regulatory, economic, market and stock-specific development etc. Please refer to Scheme Information Document for detailed Risk Factors, asset allocation, investment strategy etc.

The material contained herein has been prepared without regard to the individual financial circumstances and objectives of persons who receive it. This information is meant for general reading purpose only and is not meant to serve as a professional guide for the readers. Except for the historical information contained herein, statements in this publication, which contain words or phrases such as 'will', 'would', etc., and similar expressions or variations of such expressions may constitute 'forward-looking statements'. These forward-looking statements involve a number of risks, uncertainties and other factors that could cause actual results to differ materially from those suggested by the forward-looking statements. BBNPPAMIPL undertakes no obligation to update forward-looking statements to reflect events or circumstances after the date thereof. The words like believe/belief are independent perception of the Fund Manager and do not construe as opinion or advise. Past performance may or may not be sustained in future and is not a guarantee of any future returns. This information is not intended to be an offer to sell or a solicitation for the purchase or sale of any financial product or instrument. The information should not be construed as an investment advice and investors are requested to consult their investment advisor and arrive at an informed decision before making investments. Reliance upon information in this material is at the sole discretion of the reader. The Trustee, AMC, Mutual Fund, their directors, officers or their employees shall not be liable in any way for any direct, indirect, special, incidental, consequential, punitive or exemplary damages arising out of the information contained in this document.

**BARODA BNP PARIBAS ASSET MANAGEMENT INDIA PVT. LTD.**

Corporate Identity Number (CIN) : U65991MH2003PTC142972

201 (A), 2nd Floor, A Wing, Parinee Crescenzo, C-38 & C-39, G-Block, Bandra Kurla Complex, Mumbai 400 051 India.

.Call 1800 2670 189 (toll free) | Visit [www.barodabnpparibasmf.in](http://www.barodabnpparibasmf.in)

**Mutual Fund investments are subject to market risks, read all scheme related documents carefully.**

---