

BARODA BNP PARIBAS LARGE AND MID CAP FUND

(AN OPEN-ENDED EQUITY SCHEME INVESTING IN BOTH LARGE CAP
AND MID CAP STOCKS)

Presenting a portfolio with a combination of **Large and Mid Cap stocks**

December 2025



Together for more

The word 'more' does not imply more returns or assurance of scheme performance. It refers to the additional value provided by the joint venture, as compared to Baroda AMC and BNP Paribas AMC individually.

LARGE CAPS & MID CAPS

Combining Established and Emerging Companies



Together for more

Combining Established and Emerging Companies

Large Caps



- Long term earnings and growth
- Well researched stocks
- Reasonable valuations
- Consistent performance over market cycles
- Stable & experienced management with larger bandwidth
- Lower Volatility

Mid Caps



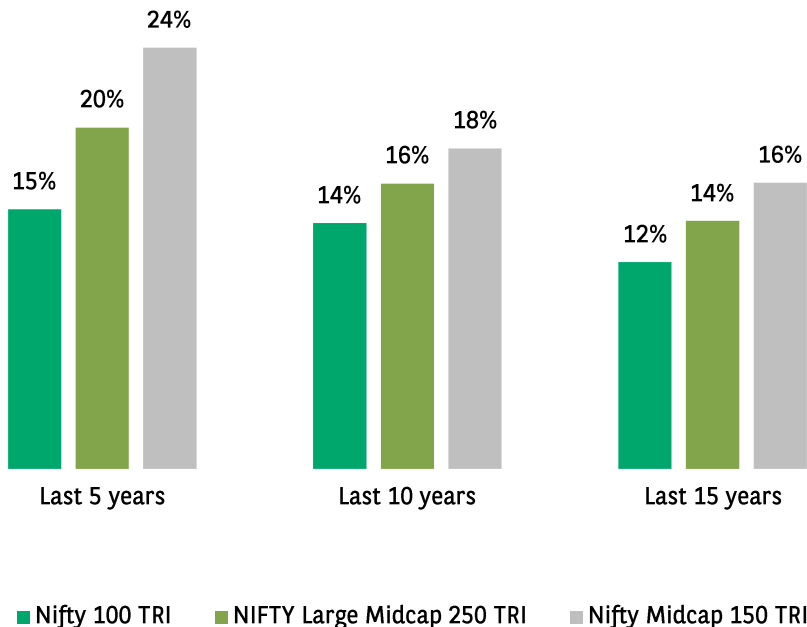
- Provides earnings potential
- Nimble footed companies
- Potential higher rates of growth
- Opportunities to pick leaders in niche markets
- Potential large caps of tomorrow

A combination of Large Caps and Mid Caps aims to provides BOTH Established and Emerging Companies

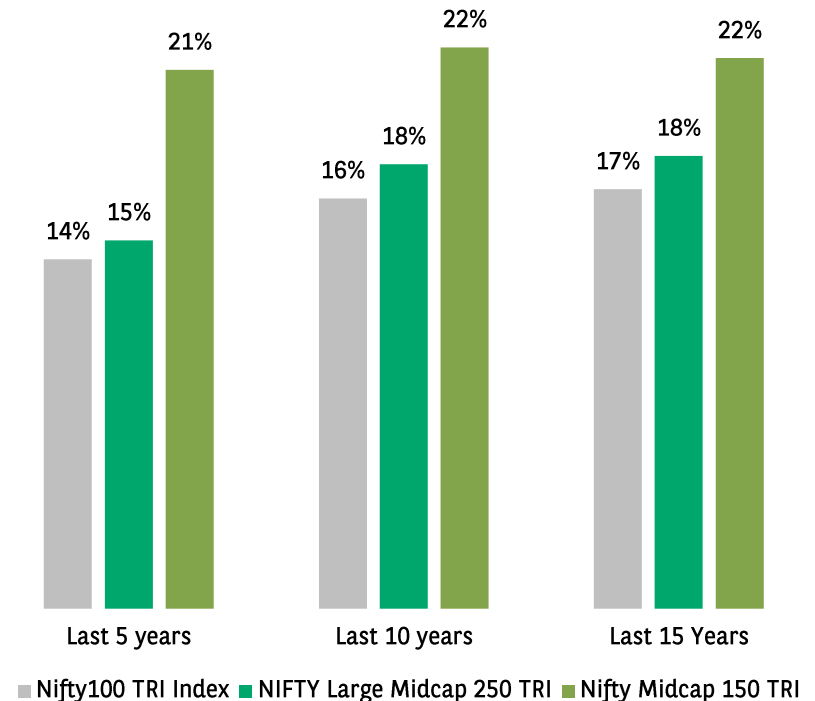
Large Cap stocks due to their company size, management quality, reputation built over time and relatively stronger balance sheets, are less likely to be affected by volatile market situations, as compared to smaller firms. Mid cap companies are expected to be fast-growing companies but could be volatile in nature. Market Capitalization as per SEBI – Large Cap: 1st – 100th company, Mid Cap: 101st-250th Company and Small Cap: 251st company onwards in terms of full market capitalization.

Large & Mid Cap: Returns with Lower volatility

Trailing Performance (%)



Volatility(%)



A Large and Mid Cap Portfolio potentially delivers returns with volatility lower than a mid cap portfolio.

Source: nseindia.com. Data as on December 31, 2025.

Baroda BNP Paribas Mutual Fund does not guarantee returns on investments in the scheme. **Past performance may or may not be sustained in future and is not a guarantee of any future returns.** Market Capitalization as per SEBI - Large Cap: 1st - 100th company, Mid Cap: 101st-250th Company and Small Cap: 251st company onwards in terms of full market capitalization

Large & Mid Cap: Historic Returns

Period	Nifty 100 TRI	NIFTY Large Midcap 250 TRI	Nifty Midcap 150 TRI
CYTD	10.2%	8.2%	6.0%
CY 24	13.0%	18.7%	24.5%
CY 23	20.7%	32.7%	45.3%
CY 22	5.4%	4.5%	3.4%
CY 21	26.4%	37.0%	48.2%
CY 20	16.1%	20.9%	25.6%
CY 19	11.8%	6.0%	0.6%
CY 18	2.6%	-5.2%	-12.6%
CY 17	34.2%	45.2%	56.6%
CY 16	3.9%	5.2%	5.9%
CY 15	-1.3%	4.1%	9.7%
CY 14	34.9%	48.4%	62.7%
CY 13	7.9%	3.4%	-1.3%
CY 12	32.0%	39.0%	47.0%
CY 11	-24.6%	-27.9%	-31.2%
CY 10	19.3%	17.2%	20.1%
CY 09	84.9%	100.1%	113.9%
CY 08	-53.1%	-59.9%	-64.9%
CY 07	59.5%	71.5%	78.2%

- The market, evidently, moves in phases.
- There are significant phases when the Large Caps do well and significant phases when the Midcaps do well.
- The Large & Mid Cap Index has always been in the middle – like a Large and Mid Cap portfolio.
- The ability to switch between Large and Midcap at the “opportune” time would be ideal.
- Therefore, stock selection is key to generating alpha in this section of the market.

Data as on December 31, 2025. Source: nseindia.com.

Past performance may or may not be sustained in future and is not a guarantee of any future returns and should not be used as a basis of comparison with other investments. Market Capitalization as per SEBI – Large Cap: 1st – 100th company, Mid Cap: 101st-250th Company and Small Cap: 251st company onwards in terms of full market capitalization.

Large & Mid Cap: Diversified Sectors

Sectors	Nifty 100 Index	Nifty midcap 150	Nifty large and mid cap 250
Financial Services	33.88	27.01	30.45
Capital Goods	2.58	14.06	8.32
Information Technology	9.11	6.39	7.75
Automobile and Auto Components	7.28	7.63	7.45
Oil, Gas & Consumable Fuels	10.03	3.34	6.69
Healthcare	4.49	8.33	6.41
Fast Moving Consumer Goods	7.01	4.19	5.60
Consumer Services	3.28	4.62	3.95
Metals & Mining	4.31	3.17	3.74
Telecommunication	4.12	3.09	3.61
Consumer Durables	2.31	3.56	2.93
Power	3.43	1.87	2.65
Chemicals	0.53	4.87	2.70
Construction	3.37	0.74	2.06
Construction Materials	2.23	1.32	1.77
Realty	0.52	2.88	1.70
Services	1.52	1.68	1.60
Textiles	--	0.87	0.44
Diversified	--	0.37	0.18

Nifty Large and Midcap 250 has well diversified sectors.

Source: nseindia.com, Data as on December 31, 2025. The sector(s)/stock(s) mentioned in this document do not constitute any recommendation of the same and Baroda BNP Paribas Mutual Fund may or may not have any future position in these sector(s)/stock(s). **Past performance may or may not be sustained in future is not a guarantee of any future returns** and should not be used as a basis of comparison with other investments.

Large Caps and Mid Caps: Complementary Combination

Low volatility and Growth
of Large Cap Stocks



Growth Potential of Mid
Cap Stocks

Large & Mid Cap Companies

Mix of Large Caps & Mid Caps could deliver higher growth with lesser volatility

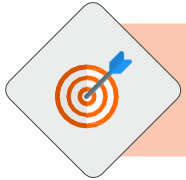
Optimised risk adjusted returns as the Large cap stocks likely to mitigate the volatile nature of the Mid cap stocks

Market Capitalization as per SEBI – Large Cap: 1st – 100th company, Mid Cap: 101st–250th Company and Small Cap: 251st company onwards in terms of full market capitalization. The information should not be construed as an investment advice and investors are requested to consult their investment advisor and arrive at an informed investment decision before making any investments.

Why Invest in Baroda BNP Paribas Large and Mid Cap Fund



The fund offers an optimal mix – low volatility of Large caps with the potential of growth of Mid cap. Changes in Market cap exposure can be done (within the prescribed limits, as per SID) if a particular sector is doing well or reduced during bad times.



An inbuilt discipline of Market cap allocation - Minimum of 35% in Large Cap Companies & Minimum of 35% in Mid Cap Companies, could help in giving better risk adjusted returns.



The diversity of the investment strategy in the fund aims to garner gains from exposure to Mid caps and could also provide stability through Large caps.




Exposure to Large caps potentially limits the funds' downside and provides less volatility for the investors.



The flexibility to invest across large and mid caps & sectors makes it one of the ideal fund to ride the economic and sectoral cycles.

Large Cap stocks due to their company size, management quality, reputation built over time and relatively stronger balance sheets, are less likely to be affected by volatile market situations, as compared to smaller firms. Mid cap companies are expected to be fast-growing companies but could be volatile in nature. Market Capitalization as per SEBI – Large Cap: 1st – 100th company, Mid Cap: 101st–250th Company and Small Cap: 251st company onwards in terms of full market capitalization. The information should not be construed as an investment advice and investors are requested to consult their investment advisor and arrive at an informed investment decision before making any investments

Investment Strategy



Disciplined allocation to Large and Mid Caps (within the prescribed regulatory limits)




High Quality Stocks at a reasonable price



Preference for Mid Cap Stocks with high growth and high return potential



Top-Down approach for Sectoral Calls



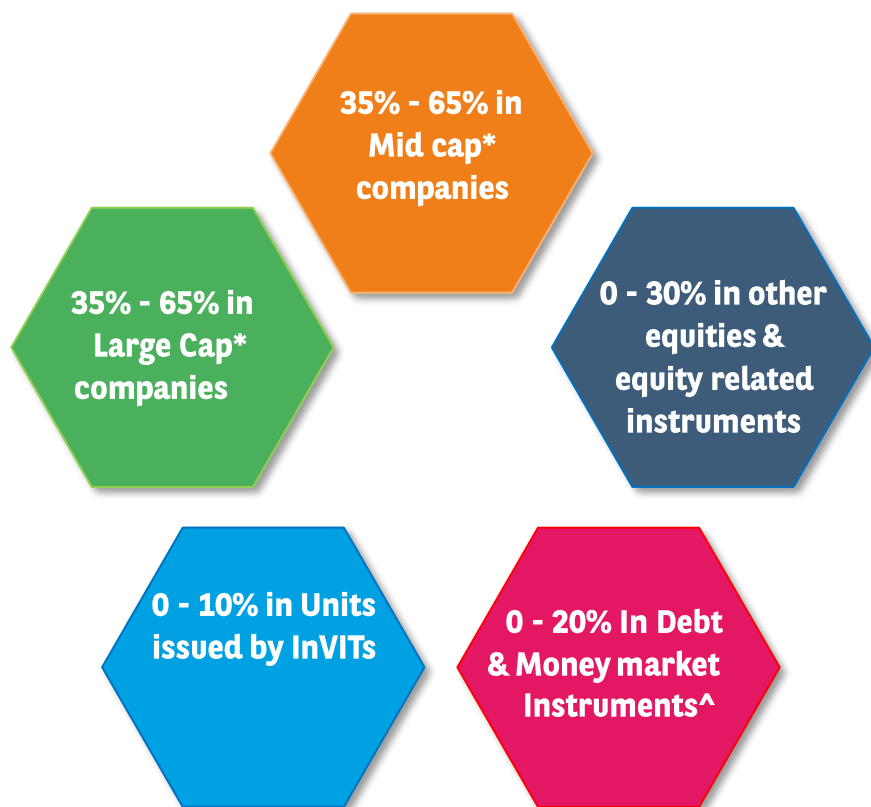
Bottom-Up Approach for stock selection



Diversified Portfolio of 40 to 60 stocks

The investment strategy is subject to change basis the fund managers view and within the prescribed limits as mentioned in the Scheme Information Document (SID) available on our website (www.barodabnpparibasmf.in)

Asset Allocation



Market Cap	Large Cap	Mid Cap	Small Cap
Rank	1 st - 100 th company	101 st to 250 th company	251 st company onwards
Range	1,05,174 Crores and higher	1,05,174 to 34,758 Crores	34,758 Crores and lower

The exposure across these stocks will be in line with limits/classification defined by AMFI/SEBI from time to time. The above limits are published by AMFI and applicable for investments for the period July 2025 to December 2025.

^Investment in securitized debt will not exceed 20% of the net assets of the scheme. The scheme may take derivatives positions up to 50% of the equity assets of the scheme. The scheme will not invest in foreign securitized debt.

For details on the complete asset allocation, please refer to the Scheme Information Document (SID) available on our website (www.barodabnp-paribasmf.in). Market Capitalization as per SEBI – Large Cap: 1st – 100th company, Mid Cap: 101st-250th Company and Small Cap: 251st company onwards in terms of full market capitalization.

EQUITY INVESTMENT PHILOSOPHY AND PROCESS

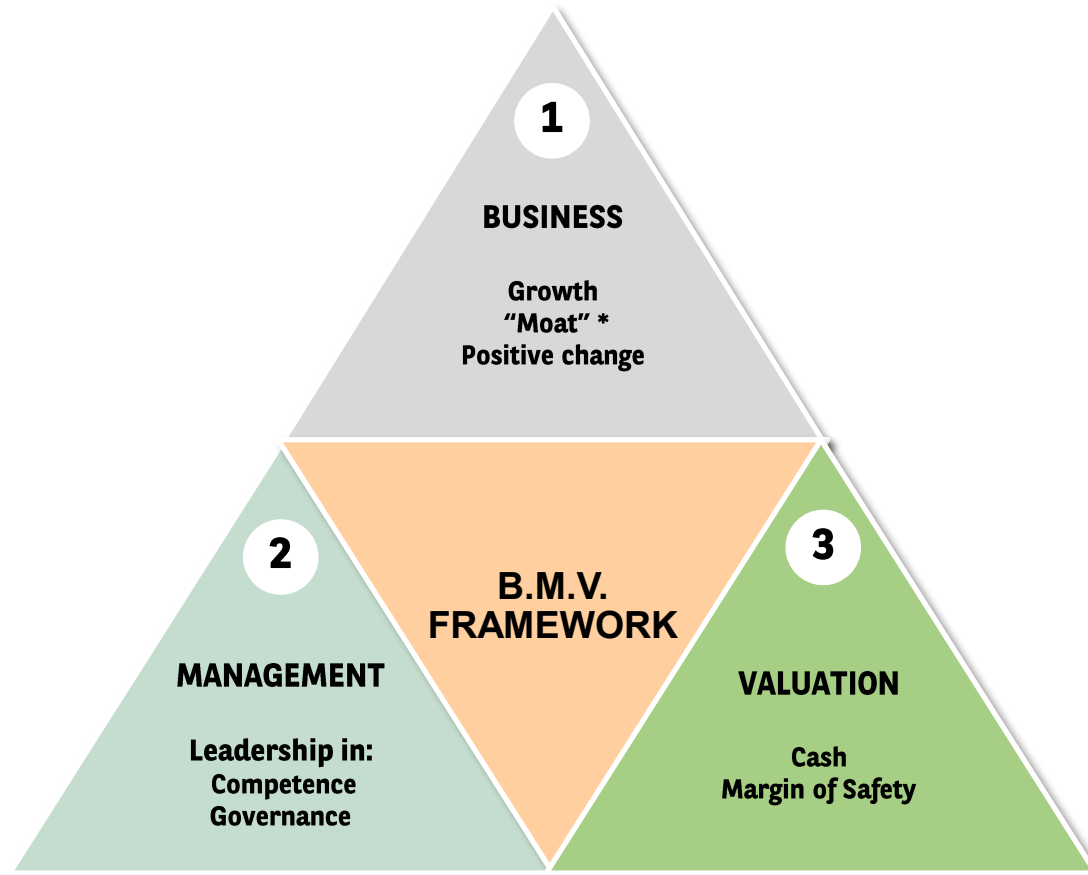


Together for more

The word 'more' does not imply more returns or assurance of scheme performance. It refers to the additional value provided by the joint venture, as compared to Baroda AMC and BNP Paribas AMC individually.

Core Belief: Companies create wealth, not markets

In search of companies with **potential** and **sustainable** earnings growth

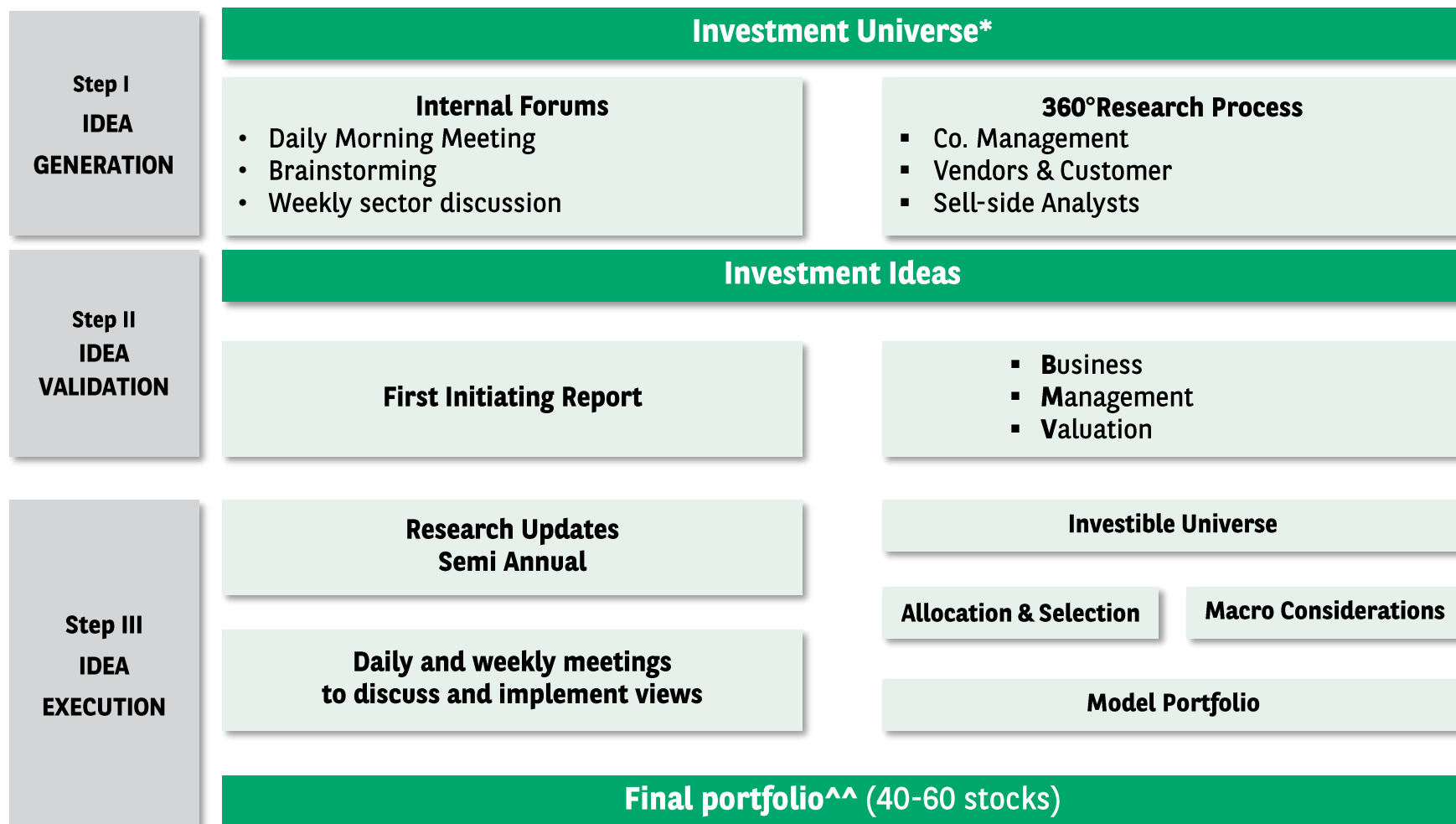


Identify potential businesses, with strong management, at reasonable valuations

* A sustainable competitive advantage

B.M.V.: Business, Management, Valuation. Source: Source: Internal Research as on 31st March 2025..

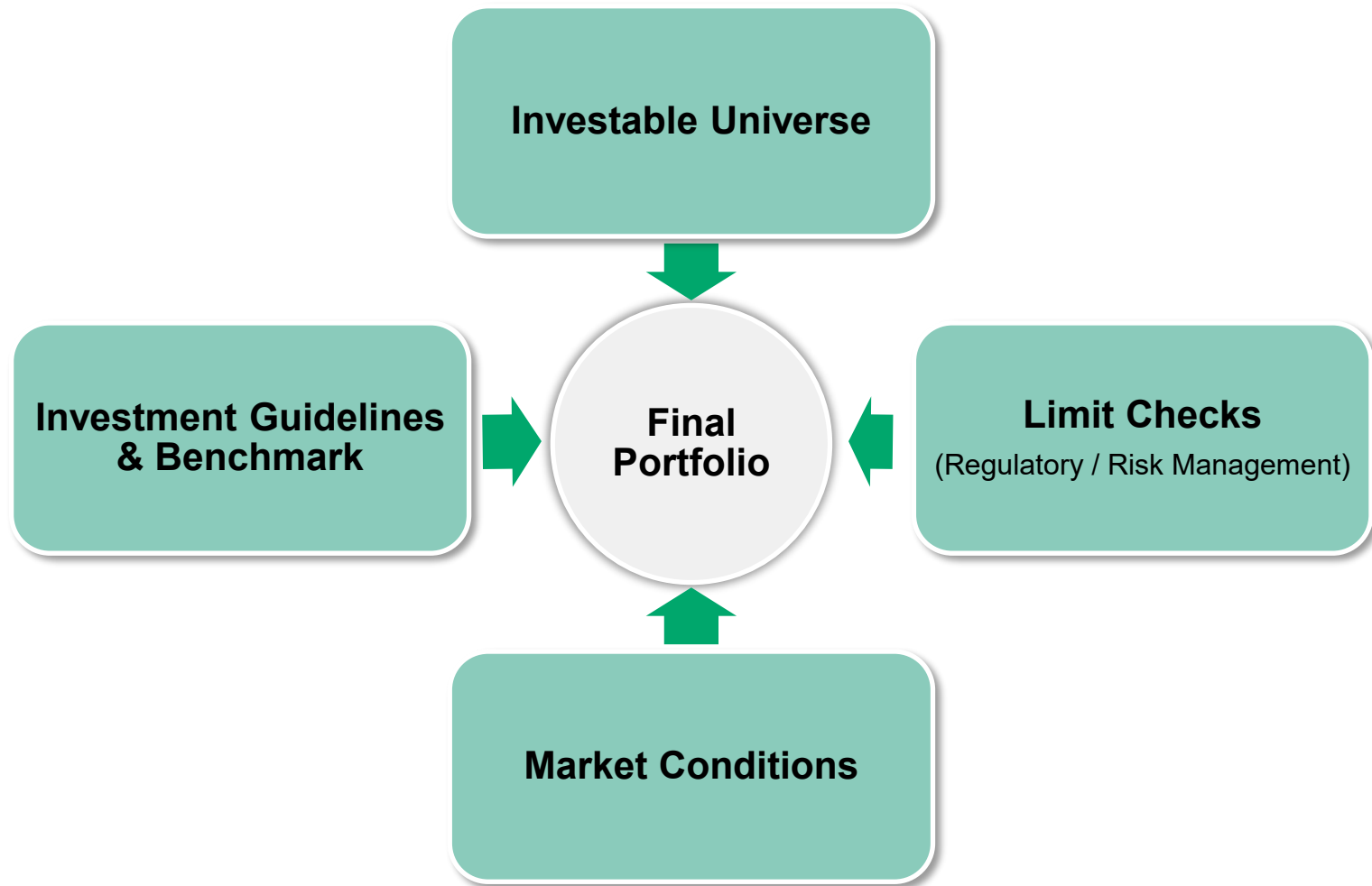
Investment Process Overview



*All stocks with the market cap higher than the company with the lowest market cap in the Nifty 500 Index.

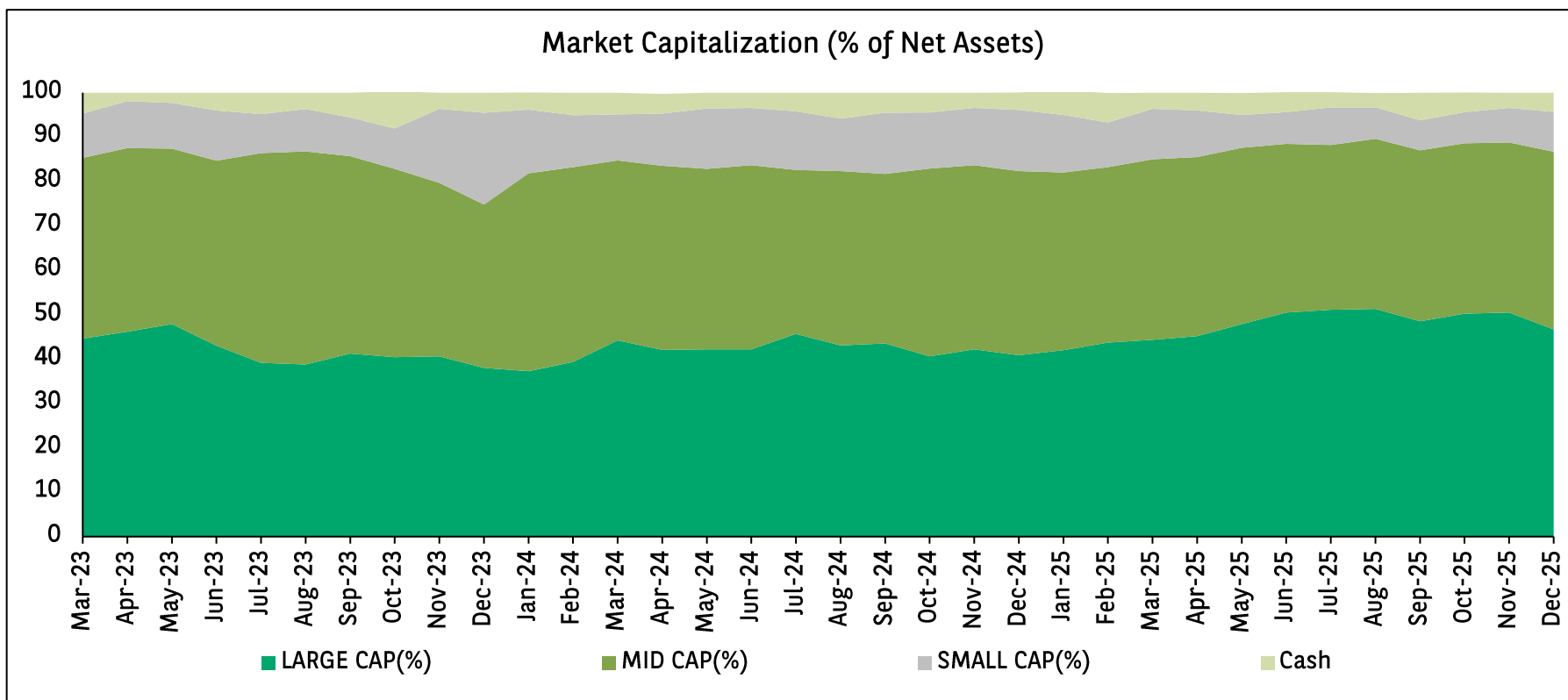
^^ The number of stocks in the portfolio would be based on market conditions, investment environment and other related factors and, as such, is subject to change without notification. For further details on asset allocation, investment strategy and risk factors of the Scheme please refer to SID available on our website (www.barodabnpparibasmf.in).

Portfolio Construction



CURRENT PORTFOLIO HIGHLIGHTS

Investing Across Market Caps



The fund has maintained an optimal mix of Large Cap and Mid Cap stocks in its portfolio with relatively smaller allocation to small caps.

Source: MFI Explorer, Internal Research. Data as on December 31, 2025. **Past performance may or may not be sustained in future and is not a guarantee of any future returns.** Market Capitalization as per SEBI - Large Cap: 1st - 100th company, Mid Cap: 101st - 250th company and Small Cap: 251st company onwards in terms of full market capitalization The allocation may change with the prescribed limits as per the Scheme Information Document (SID) available on our website (www.barodabnp-paribasmf.in)

Current Portfolio Positioning

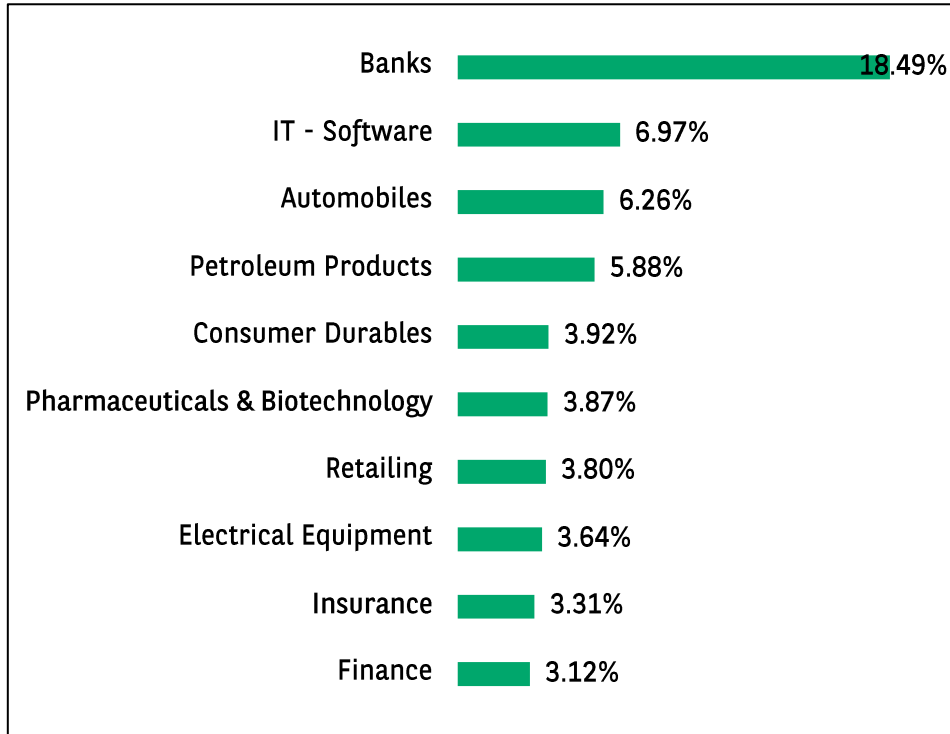
- During the month, we have retained overweight position on Consumer Discretionary sector and increased overweight position on Information Technology. We have turned Neutral on Materials from an underweight position as well as lowered magnitude of underweight position on financials. While we continue to retain our underweight stance on Utilities and Energy, we have also turned underweight on communication services.
- Key overweight positions are Consumer Discretionary and Information Technology, while key underweight positions are Utilities, Consumer Staples and Energy.
- Small and Mid cap exposure has been increased to 49% from 46.1% a month ago. Large Cap exposure lowered to 46.7% from 50.5% a month ago.
- Cash position has been increased to 4.3% from 3.4% a month ago.

Data as on December 31, 2025. Source: Internal.

Portfolio details contained herein is for general information purposes only and does not indicate assurance of future Scheme performance. The sector(s)/stock(s) mentioned in this document do not constitute any recommendation of the same and Baroda BNP Paribas Mutual Fund may or may not have any future position in these sector(s)/stock(s). Further, the portfolio of the Scheme is subject to changes within the provisions and limitations of Scheme Information Document (SID). **Past performance may or may not be sustained in future and is not a guarantee of any future returns.** For further details on asset allocation, investment strategy and risk factors of the Scheme, please refer to the SID available on our website (www.barodabnpparibasmf.in).

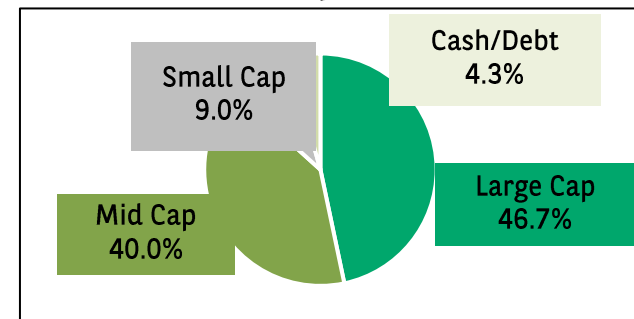
Current Portfolio Positioning

Sector allocation(% of Net asset)



Top 10 Holdings	Net Exposure (% of net assets)
HDFC Bank Limited	6.20%
The Federal Bank Limited	3.19%
Infosys Limited	3.02%
Hindustan Petroleum Corporation Limited	2.98%
Reliance Industries Limited	2.90%
Bharti Airtel Limited	2.88%
JK Cement Limited	2.83%
The Indian Hotels Company Limited	2.73%
ICICI Bank Limited	2.67%
Larsen & Toubro Limited	2.56%

Market Capitalization



Data as on December 31, 2025. Source: Internal Research. Portfolio details contained herein is for general information purposes only and does not indicate assurance of future Scheme performance. The sector(s)/stock(s) mentioned in this document do not constitute any recommendation of the same and Baroda BNP Paribas Mutual Fund may or may not have any future position in these sector(s)/stock(s). Further, the portfolio of the Scheme is subject to changes within the provisions and limitations of Scheme Information Document (SID). **Past performance may or may not be sustained in future and is not a guarantee of any future returns.** Market Capitalization as per SEBI - Large Cap: 1st - 100th company, Mid Cap: 101st - 250th company and Small Cap: 251st company onwards in terms of full market capitalization. For complete portfolio details please refer to the website (www.barodabnp-paribasmf.in) The stocks mentioned above, may or not form part of the portfolio in future.

Fund Facts

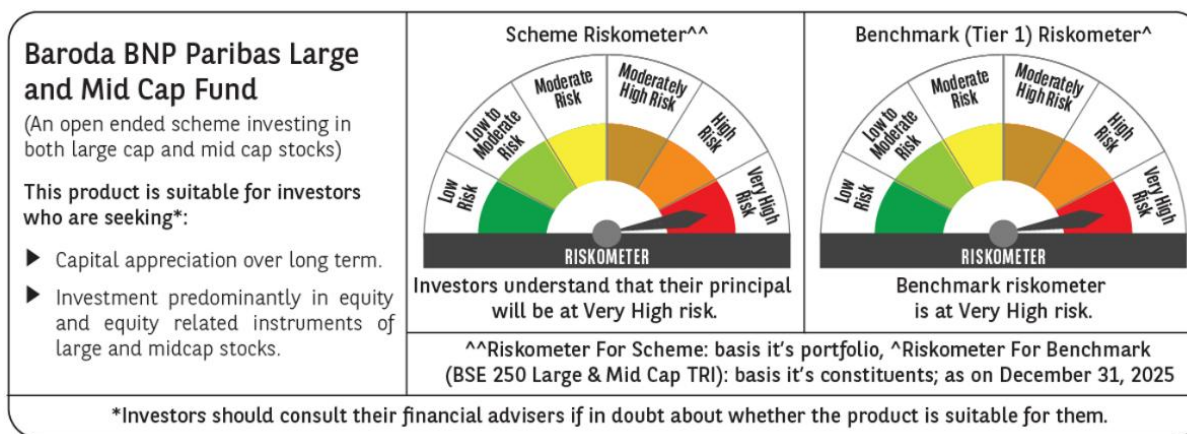
Scheme Name	Baroda BNP Paribas Large and Mid Cap Fund		
Type of the Scheme	An open-ended Equity Scheme investing in both large cap and mid cap stocks.		
Category	Large and Mid Cap Fund		
Investment Objective	The primary objective of the Scheme is to seek long term capital growth through investments in both large cap and mid cap stocks. However, there can be no assurance that the investment objectives of the Scheme will be achieved		
Asset Allocation	Type of Instruments	Minimum (% of Net Assets)	Maximum (% of Net Assets)
	Equity & Equity related instruments of large cap* companies (including derivatives)	35	65
	Equity & Equity related instruments of mid cap* companies (including derivatives)	35	65
	Other Equities* and Equity Related Instruments	0	30
	Debt & Money Market instruments#	0	20
	Units issued in REITs & INVITs	0	10
<p>*Large Cap: 1st - 100th company in terms of full market capitalization, Mid Cap: 101st - 250th company in terms of full market capitalization. Other equities may include small cap stocks and Small Cap: 251st company onwards in terms of full market capitalization. The exposure across these stocks will be in line with limits/classification defined by AMFI/SEBI from time to time.</p> <p>#Investment in securitized debt will not exceed 20% of the net assets of the Scheme. The scheme will not invest in foreign securitized debt. For complete details, please refer to SID available on our website (www.barodabnpparibasmf.in).</p>			
Benchmark	BSE 250 Large & Midcap TRI		
Inception Date	September 4, 2020		
Fund Manager~	Mr. Sanjay Chawla (Managing since September 04, 2020) (Total experience: 33 years);Mr. Kirtan Mehta (Managing since January 1 st , 2025) (Total Experience: 26 years).		
Load Structure	<p>Exit Load: If units are redeemed up to 10% of the units held, on or before 365 days from the date of allotment: Nil</p> <ul style="list-style-type: none"> • If units are redeemed over and above the 10% limits, on or before 365 days from the date of allotment: 1% of the applicable Net asset Value (NAV) • If units of scheme are redeemed after 365 days from the date of allotment: NIL For detailed load structure please refer Scheme Information Document of the scheme. 		

Risk Factors

The risks associated with investments in equities include fluctuations in prices, as stock markets can be volatile and decline in response to political, regulatory, economic, market and stock-specific development etc. Please refer to scheme information document for detailed risk factors, asset allocation, investment strategy etc.

Further, to the extent the scheme invests in fixed income securities, the Scheme shall be subject to various risks associated with investments in Fixed Income Securities such as Credit and Counterparty risk, Liquidity risk, Market risk, Interest Rate risk & Re-investment risk etc., Further, the Scheme may use various permitted derivative instruments and techniques which may increase the volatility of scheme's performance. Also, the risks associated with the use of derivatives are different from or possibly greater than, the risks associated with investing directly in securities and other traditional investments.

Please refer to Scheme Information Document available on our website (www.barodabnpparibasmf.in) for detailed Risk Factors, assets allocation, investment strategy etc.



Disclaimers

Disclaimers: In the preparation of the material contained in this document, Baroda BNP Paribas Asset Management India Pvt Ltd. ("AMC") has used information that is publicly available, including information developed in-house. The AMC, however, does not warrant the accuracy, reasonableness and/or completeness of any information. This document may contain statements/opinions/ recommendations, which contain words, or phrases such as "expect", "believe" and similar expressions or variations of such expressions that are "forward looking statements". Actual results may differ materially from those suggested by the forward looking statements due to risk or uncertainties associated with our expectations with respect to, but not limited to, exposure to market risks, general economic and political conditions in India and other countries globally, which have an impact on our investments, the monetary and interest policies of India, inflation, deflation, unanticipated turbulence in interest rates, foreign exchange rates, equity prices or other rates or prices, etc. The AMC (including its affiliates), Baroda BNP Paribas Mutual Fund ("Mutual Fund"), its sponsor / trustee and any of its officers, directors, personnel and employees, shall not liable for any loss, damage of any nature, including but not limited to direct, indirect, punitive, special, exemplary, consequential, as also any loss of profit in any way arising from the use of this document in any manner. The recipient alone shall be fully responsible / liable for any decision taken based on this document. All figures and other data given in this document are dated and may or may not be relevant at a future date. Prospective investors are therefore advised to consult their own legal, tax and financial advisors to determine possible tax, legal and other financial implication or consequence of subscribing to the units of the schemes of Baroda BNP Paribas Mutual Fund . **Past performance may or may not be sustained in the future and is not a guarantee of any future returns.** Please refer to the Scheme Information Document of the schemes before investing for details of the scheme including investment objective, asset allocation pattern, investment strategy, risk factors and taxation.

MUTUAL FUND INVESTMENTS ARE SUBJECT TO MARKET RISKS, READ ALL SCHEME RELATED DOCUMENTS CAREFULLY.



THANK YOU