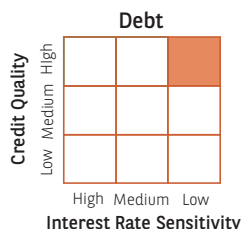


Baroda BNP Paribas Liquid Fund

(An open-ended liquid scheme. A Relatively Low Interest Rate Risk and Moderate Credit Risk.)

December 31, 2022

INVESTMENT APPROACH



DEBT QUANTS

Yield to Maturity	6.72
Average Maturity (Years)	0.12
Modified Duration (Years)	0.11
Macaulay Duration (Years)	0.12

FUND DETAILS

Fund Manager
Mr. Vikram Pamnani (managing fund since March 14, 2022) (Total Experience: 12 years) & Mr. Mayank Prakash (managing fund since October 21, 2022) (Total Experience: 15 years)

Inception Date
February 21, 2002

Category
Liquid Fund

Benchmark Index
CRISIL Liquid Fund BI Index

Monthly AAUM ₹ 6665.35 Crores
AUM ₹ 5010.74 Crores

Application Amount:
Minimum Application Amount: ₹ 5,000 and in multiples of ₹ 1 thereafter.
Minimum Application Amount: ₹ 1,000 and in multiples of ₹ 1 thereafter.

Load Structure
Entry Load: Not Applicable
Exit Load*:

Investor exit upon subscription	Exit load as % of Redemption proceeds
Day 1	0.0070%
Day 2	0.0065%
Day 3	0.0060%
Day 4	0.0055%
Day 5	0.0050%
Day 6	0.0045%
Day 7 onwards	0.0000%

For detailed load structure please refer Scheme Information Document of the scheme.

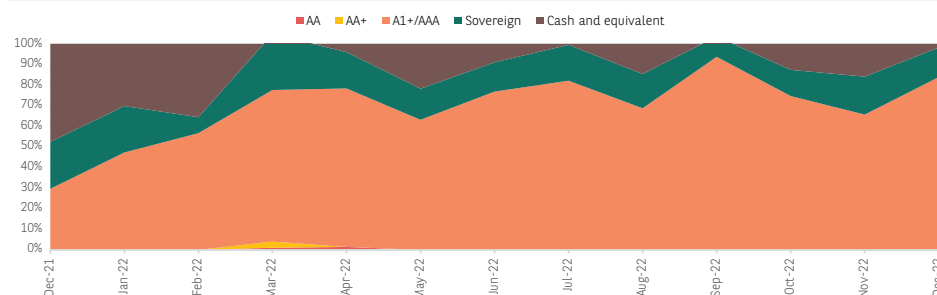
ABOUT THE FUND

- Baroda BNP Paribas Liquid Fund invests in debt and money market instruments with maturity of up to 91 days.
- The fund primarily invests in short term debt instruments including treasury bills, certificate of deposits (CD), commercial papers (CP), Tri-party repo (TREPs) on CCIL platform with Government Securities as collateral/reverse repos, etc.
- The investment mandate of up to 91 days aims to reduce the sensitivity of the portfolio to interest rate changes.
- As the scheme invests predominantly in money market instruments with high credit rating, the risk of default may be low. The scheme aims to offer twin advantages of low risk with high liquidity.
- The may be suitable for investors looking to park their idle or surplus money for a short term investment horizon.

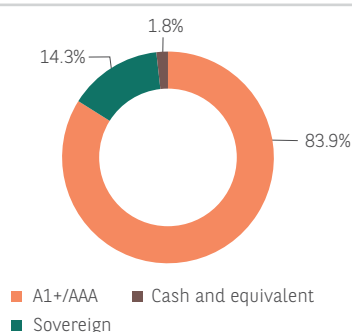
PORTFOLIO POSITIONING

- The scheme intends to maintain average portfolio maturity between 25-45 days and continues to remain invested in liquid assets, largely in Banks, Public Sector Undertaking/Private Finance Initiatives and a few select NBFCs.
- System liquidity is comfortable.
- The scheme remains open to taking tactical liquidity driven interest rate calls.

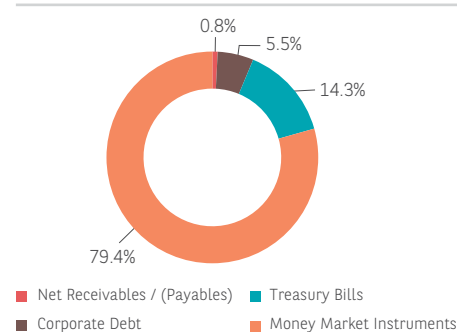
RATING ALLOCATION TREND (% of Net Assets)



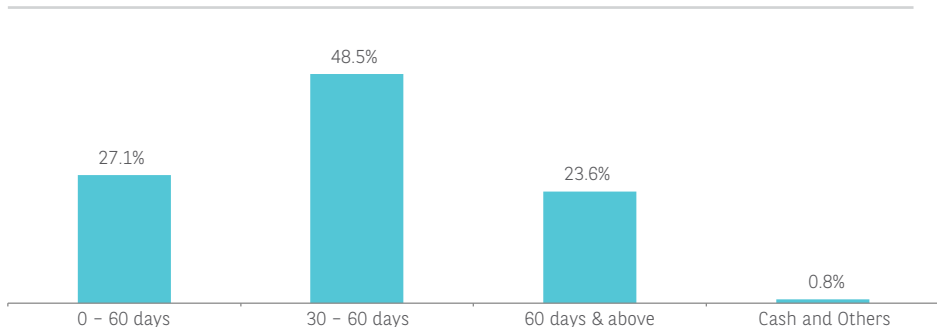
RATING ALLOCATION (% of Net Assets)



ASSET ALLOCATION (% of Net Assets)

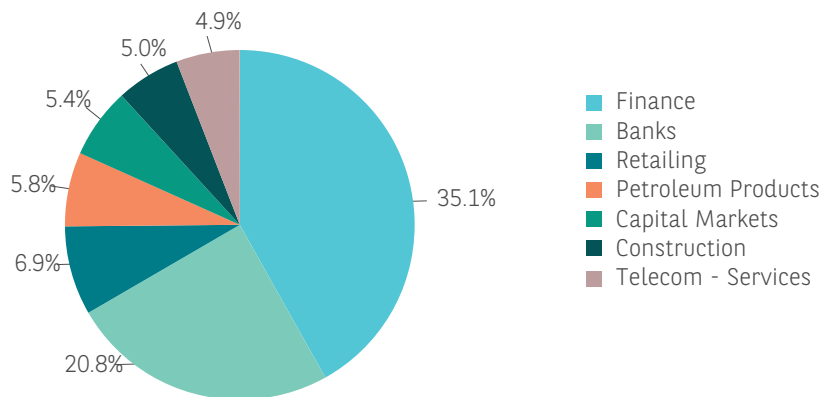


MATURITY PROFILE (% of Net Assets)



Data as on December 31, 2022

SECTORAL COMPOSITION (% of Net Assets)



TOP 10 HOLDINGS (% of Net Assets)

Fixed Income Holdings	% of Net Assets	Rating
91 DAY T-BILL	9.95%	SOVEREIGN
Kotak Mahindra Bank Ltd.	7.41%	CRISIL A1+
Reliance Retail Ventures Ltd.	6.92%	CRISIL A1+
Small Industries Development Bank of India	6.43%	CRISIL A1+
Canara Bank	6.43%	CRISIL A1+
Hindustan Petroleum Corporation Ltd.	5.76%	CRISIL A1+
Larsen & Toubro Ltd.	4.96%	CRISIL A1+
Reliance Jio Infocomm Ltd.	4.94%	CRISIL A1+
LIC Housing Finance Ltd.	4.49%	CRISIL AAA
Axis Bank Ltd.	4.45%	CRISIL A1+

PERFORMANCE OF BARODA BNP PARIBAS LIQUID FUND

S.No	Scheme Managed by Mr. Vikram Pamnani & Mr. Mayank Prakash	Last 1 Year		Last 3 years		Last 5 Years		Since Inception		Date of Inception of the Scheme
		Returns In ₹*	CAGR(%)	Returns In ₹*	CAGR(%)	Returns In ₹*	CAGR(%)	Returns In ₹*	CAGR(%)	
1	Baroda BNP Paribas Liquid Fund	10489.04	4.89	11286.41	4.11	12931.11	5.27	25347.40	6.92	05-Feb-09
	CRISIL Liquid Fund BI Index	10511.65	5.12	11384.41	4.41	13016.18	5.41	24638.72	6.70	
	Additional Benchmark CRISIL 1 Year T-Bill Index	10412.65	4.13	11411.59	4.50	13116.70	5.57	22411.75	5.97	

*The scheme has been in existence since February 21, 2002. The performance given above is from the date of allotment of the Surviving Plan i.e. February 05, 2009 basis SEBI circular no. CIR/IMD/DF/21/2012 dated September 13, 2012.

PERFORMANCE OF FUNDS MANAGED BY MR. VIKRAM PAMNANI (WHO MANAGES TOTAL 6 SCHEMES)

S.No	Scheme Name	CAGR%		
		Last 1 Year	Last 3 Years	Last 5 Years
1	Baroda BNP Paribas Arbitrage Fund	3.76	4.00	4.83
	Nifty 50 Arbitrage Index	4.20	3.57	4.35
2	Baroda BNP Paribas Ultra Short Duration Fund	4.92	4.56	N.A.
	CRISIL Ultra Short Duration Fund BI Index	5.36	5.15	N.A.
3	Baroda BNP Paribas Low Duration Fund	3.75	4.79	5.68
	CRISIL Low Duration Fund BI Index	5.06	5.35	6.27
4	Baroda BNP Paribas Money Market Fund	4.20	3.67	N.A.
	CRISIL Money Market Fund BI Index	5.12	4.71	N.A.
5	Baroda BNP Paribas Overnight Fund	4.63	3.71	N.A.
	CRISIL Overnight Fund AI Index	4.78	3.82	N.A.
6	Baroda BNP Paribas Multi Asset Fund	N.A.	N.A.	N.A.
	65% of Nifty 500 TRI + 20% of NIFTY Composite			
	Debt Index +15% of INR Price of Gold	N.A.	N.A.	N.A.

Data as on December 31, 2022

PERFORMANCE OF FUNDS MANAGED BY MR. MAYANK PRAKASH (WHO MANAGES TOTAL 13 SCHEMES)

S.No	Scheme Name	CAGR%		
		Last 1 Year	Last 3 Years	Last 5 Years
1	Baroda BNP Paribas Aggressive Hybrid Fund	4.34	13.56	11.31
	CRISIL Hybrid 35+65 - Aggressive Index	4.80	13.97	10.98
2	Baroda BNP Paribas Conservative Hybrid Fund	2.45	5.95	5.68
	CRISIL Hybrid 85+15 - Conservative Index	3.10	8.02	8.00
3	Baroda BNP Paribas Corporate Bond Fund	1.60	4.51	3.91
	CRISIL Corporate Bond Fund BIII Index	3.14	7.78	6.87
4	Baroda BNP Paribas Dynamic Bond Fund	3.13	4.70	5.05
	CRISIL Dynamic Bond Fund BIII Index	3.36	7.94	7.51
5	Baroda BNP Paribas Medium Duration Fund (Scheme has one segregated portfolio)	2.86	4.28	2.85
	CRISIL Medium Duration Fund BIII Index	3.16	7.54	7.39
6	Baroda BNP Paribas Gilt Fund	1.55	4.36	5.59
	CRISIL Dynamic Gilt Index	2.22	5.67	6.79
7	Baroda BNP Paribas Short Duration Fund	3.02	5.00	5.97
	CRISIL Short Duration Fund BII Index	4.16	6.40	6.92
8	Baroda BNP Paribas Credit Risk Fund (Scheme has one segregated portfolio)	4.58	8.49	6.66
	CRISIL Credit Risk Fund CIII Index	5.89	8.76	8.10
9	Baroda BNP Paribas Ultra Short Duration Fund	4.92	4.56	N.A.
	CRISIL Ultra Short Duration Fund BI Index	5.36	5.15	N.A.
10	Baroda BNP Paribas Low Duration Fund	3.75	4.79	5.68
	CRISIL Low Duration Fund BI Index	5.06	5.35	6.27
11	Baroda BNP Paribas Money Market Fund	4.20	3.67	N.A.
	CRISIL Money Market Fund BI Index	5.12	4.71	N.A.
12	Baroda BNP Paribas Banking and PSU Bond Fund	1.70	N.A.	N.A.
	CRISIL Banking and PSU Debt Index	3.00	N.A.	N.A.

Baroda BNP Paribas Multi Asset Fund has not completed 6 months.

Where returns are not available for a particular period, they have not been shown.

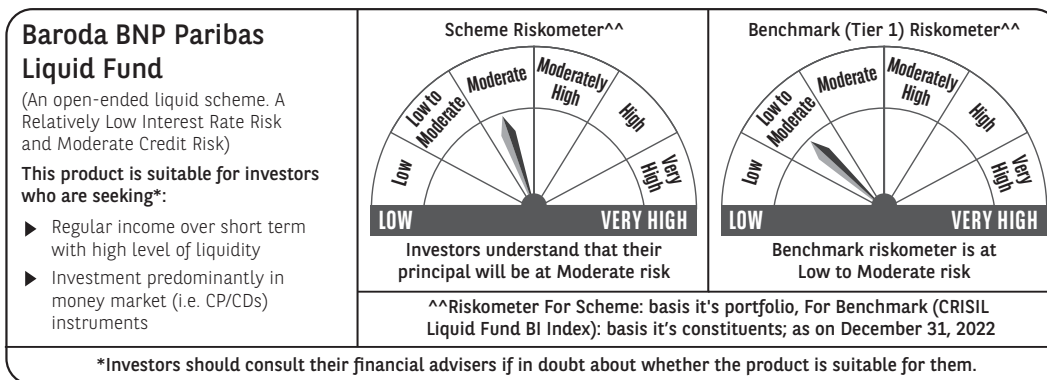
Past performance may or may not be sustained in future and should not be used as a basis of comparison with other investments. Returns do not take into account the load, if any. Returns are for growth option. Different plans shall have a different expense structure. The performance details provided above for Hybrid Funds are for regular/distributor plan and the performance for Debt Funds are for direct plan.

*Returns in ₹ show the value of 10,000/- invested for last 1 year, last 3 years, last 5 years and since inception respectively.

Kindly refer to the table below for fund managers & managing since details:

Scheme Name	Fund Managers	Managing Fund Since
Baroda BNP Paribas Liquid Fund	Mr. Vikram Pamnani Mr. Mayank Prakash	14-Mar-22 21-Oct-22
Baroda BNP Paribas Overnight Fund	Mr. Vikram Pamnani	14-Mar-22
Baroda BNP Paribas Equity Savings Fund	Mr. Pratish Krishnan (Equity Portfolio) Mr. Mayank Prakash (Fixed Income Portfolio)	05-Sep-19 14-Mar-22
Baroda BNP Paribas Arbitrage Fund	Mr. Neeraj Saxena Mr. Vikram Pamnani	14-Mar-22 16-Mar-22
Baroda BNP Paribas Corporate Bond Fund	Mr. Mayank Prakash	23-Aug-17
Baroda BNP Paribas Dynamic Bond Fund	Mr. Mayank Prakash	23-Aug-17
Baroda BNP Paribas Medium Duration Fund (Scheme has one segregated portfolio)	Mr. Mayank Prakash	23-Aug-17
Baroda BNP Paribas Gilt Fund	Mr. Mayank Prakash	14-Mar-22
Baroda BNP Paribas Short Duration Fund	Mr. Prashant Pimple Mr. Mayank Prakash	21-Oct-22 14-Mar-22
Baroda BNP Paribas Credit Risk Fund (Scheme has one segregated portfolio)	Mr. Prashant Pimple Mr. Mayank Prakash	21-Oct-22 21-Oct-22
Baroda BNP Paribas Money Market Fund	Mr. Vikram Pamnani Mr. Mayank Prakash	14-Mar-22 21-Oct-22
Baroda BNP Paribas Low Duration Fund	Mr. Vikram Pamnani Mr. Mayank Prakash	27-Dec-17 21-Oct-22
Baroda BNP Paribas Ultra Short Duration Fund	Mr. Vikram Pamnani Mr. Mayank Prakash	14-Mar-22 21-Oct-22
Baroda BNP Paribas Banking and PSU Bond Fund	Mr. Prashant Pimple Mr. Mayank Prakash	21-Oct-22 14-Mar-22
Baroda BNP Paribas Aggressive Hybrid Fund	Mr. Jitendra Sriram (Equity Portfolio) Mr. Pratish Krishnan (Equity Portfolio) Mr. Mayank Prakash (Fixed Income Portfolio)	16-Jun-22 14-Mar-22 07-Apr-17
Baroda BNP Paribas Multi Asset Fund	Mr. Jitendra Sriram Mr. Vikram Pamnani	19-Dec-22 19-Dec-22

Data as on December 31, 2022



DISCLAIMERS

Sectoral Composition - The sector(s)/stock(s) mentioned in this document do not constitute any recommendation of the same and Baroda BNP Paribas Mutual Fund may or may not have any future position in these sector(s)/stock(s). Further, the portfolio of the Scheme is subject to changes within the provisions and limitations of Scheme Information Document (SID). For further details on asset allocation, investment strategy and risk factors of the Scheme please refer to SID available on our website (www.barodabnpparibasmf.in)

Debt Quants - The information contained in this report has been obtained from sources considered to be authentic and reliable. The quantitative data does not purport to be an offer for purchase and sale of mutual fund units.

Monthly AAUM and AUM - Excluding inter-scheme Investments, if any, by other schemes of Baroda BNP Paribas Mutual Fund, as may be applicable

Portfolio Positioning, Rating Allocation Trend - details contained herein is for general information purposes only and does not indicate assurance of future Scheme performance. The portfolio of the Scheme is subject to changes within the provisions and limitations of Scheme Information Document (SID). For further details on asset allocation, investment strategy and risk factors of the Scheme, please refer to SID available on our website (www.barodabnpparibasmf.in).

The material contained herein has been prepared without regard to the individual financial circumstances and objectives of persons who receive it. This information is meant for general reading purpose only and is not meant to serve as a professional guide for the readers. Except for the historical information contained herein, statements in this publication, which contain words or phrases such as 'will', 'would', etc., and similar expressions or variations of such expressions may constitute 'forward-looking statements'. These forward looking statements involve a number of risks, uncertainties and other factors that could cause actual results to differ materially from those suggested by the forward-looking statements. BBNPPAMIPL undertakes no obligation to update forward-looking statements to reflect events or circumstances after the date thereof. The words like believe/belief are independent perception of the Fund Manager and do not construe as opinion or advise. This information is not intended to be an offer to sell or a solicitation for the purchase or sale of any financial product or instrument. The information should not be construed as an investment advice and investors are requested to consult their investment advisor and arrive at an informed investment decision before making any investments. The sector(s) mentioned in this document do not constitute any recommendation of the same and Baroda BNP Paribas Mutual Fund may or may not have any future position in these sector(s). The Trustee, AMC, Mutual Fund, their directors, officers or their employees shall not be liable in any way for any direct, indirect, special, incidental, consequential, punitive or exemplary damages arising out of the information contained in this document.

Potential Risk Class (PRC) matrix*			
Credit Risk (Max)→	Relatively Low: Class A (CRV>=12)	Moderate: Class B (CRV>=10)	Relatively High: Class C (CRV<10)
Interest Rate Risk (Max)↓			
Relatively Low: Class I (MD<=1 year)		B-I	
Moderate: Class II (MD<=3 year)			
Relatively High: Class III (Any MD)			

MD=Macaulay Duration, CRV=Credit Risk Value.

The above PRC matrix denotes the maximum risk that the Scheme can take i.e. maximum interest rate risk (measured by MD of the scheme) and maximum credit risk (measured by CRV of the scheme).

BARODA BNP PARIBAS ASSET MANAGEMENT INDIA PVT. LTD. (Formerly BNP Paribas Asset Management India Pvt. Ltd.)

Corporate Identity Number (CIN) : U65991MH2003PTC142972

Regd. Off.: Crescenzo, 7th Floor, G-Block, Bandra Kurla Complex, Mumbai 400 051 India.

Call 1800 2670 189 (toll free) | Visit www.barodabnpparibasmf.in

Mutual Fund investments are subject to market risks, read all scheme related documents carefully.