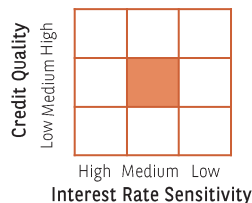


Baroda BNP Paribas Short Duration Fund**

(An open-ended short term debt scheme investing in instruments such that the Macaulay duration* of the portfolio is between 1 year and 3 years. A Relatively high-Interest Rate Risk and Moderate Credit Risk)

December 31, 2025

INVESTMENT APPROACH



DEBT QUANTS

Yield to Maturity (%)	6.99
Average Maturity (Years)	2.88
Modified Duration (Years)	2.31
Macaulay Duration* (Years)	2.45

FUND DETAILS

Fund Manager~				
Category	Fund Manager	Managing Fund Since	Experience (in yrs)	
Fixed Income	Gurvinder Singh Wasan	21-Oct-24	21	
Fixed Income	Vikram Pamnani	14-Mar-22	14	

Inception Date
June 30, 2010

Category
Short Duration Fund

Benchmark Index (Tier-1)
CRISIL Short Duration Debt A-II Index*

Monthly AAUM* ₹ 304.77 Crores
AUM* ₹ 284.07 Crores

Application Amount:
Minimum Application Amount:
₹ 5,000 and in multiples of ₹ 1 thereafter.

Minimum Additional Application Amount:
₹ 1,000 and in multiples of ₹ 1 thereafter.

Load Structure

Exit Load: NIL

For detailed load structure please refer Scheme Information Document of the scheme.

*Monthly AAUM and AUM - Excluding inter-scheme Investments, if any, by other schemes of Baroda BNP Paribas Mutual Fund, as may be applicable

* Kindly refer page no. 2,3 for the concept of Macaulay duration

** Baroda BNP Paribas Banking and PSU Bond Fund has merged into Baroda BNP Paribas Short Duration Fund effective from October 17, 2025.

Data as on December 31, 2025

ABOUT THE FUND

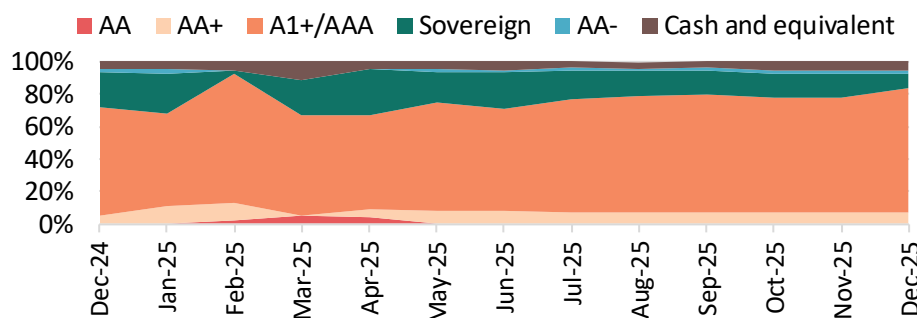
- Baroda BNP Paribas Short Duration Fund invests in fixed income instruments such that the Macaulay Duration of the portfolio is between 1 to 3 years.
- The Scheme aims to invest in a mix of high quality instruments at the shorter end of the yield curve. These may be commercial paper (CP), certificate of deposit (CDs), government securities, securities issued by private or public sectors companies, etc. The portfolio also aims to offer high liquidity along with moderate duration risk.
- The Scheme remains open to taking tactical duration calls.
- While investing in fixed income instruments, the scheme takes into account various factors affecting the Indian economy, interest rate scenario, and the relative valuation, maturity profile and liquidity of the securities, etc.
- The Scheme is suitable for short term investment horizon.

PORTFOLIO POSITIONING

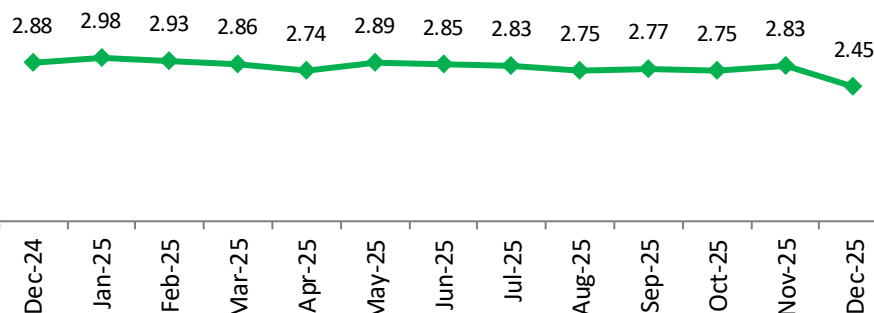
- The primary objective of the Scheme is to generate regular income by investing in a portfolio of debt and money market instruments such that the Macaulay duration of the portfolio is between 1 to 3 years.
- The Fund intends to maintain high credit quality by investing more than 85% in AAA/Sov assets with a Macaulay duration between 2.25-2.75 years
- Given the current rates scenario, the spread of sovereign assets is attractive. Hence the Fund intends to tactically increase the duration by adding dated govt securities upto 10%-15% and remaining stays invested in corporate bonds
- We intend to remain invested in 2yr-5yr maturity assets as we believe spreads remain attractive in this segment. In addition, to enhance the accrual of the fund we continue to stay invested in AAA (SO) PTC's which also helps portfolio diversification.
- Further, we will be open to taking tactical duration calls whenever opportunity arises.

(Source - BBNP Paribas Internal Research)
(Data as on - December 31, 2025)

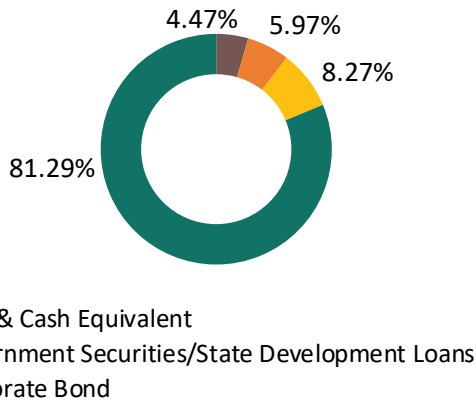
RATING ALLOCATION TREND (% of Net Assets)



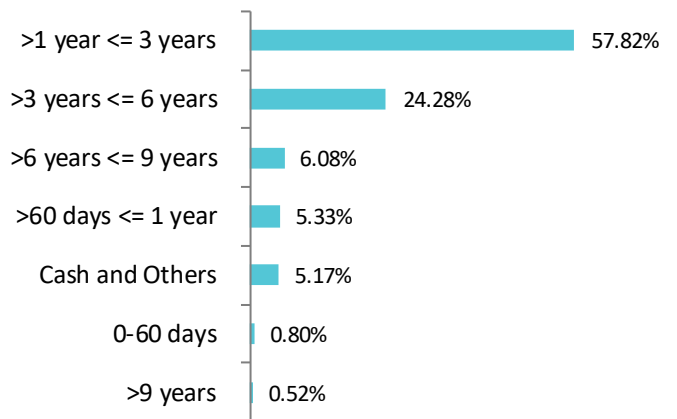
MACAULAY DURATION (in years)



ASSET ALLOCATION (% of Net Assets)



MATURITY PROFILE (% of Net Assets)



TOP 10 HOLDINGS# (% of Net Assets)

Fixed Income Holdings	Security Type	Rating	% of Net Assets
Hindustan Petroleum Corporation Limited	Corporate Debt	CRISIL AAA	6.64%
Export Import Bank of India	Corporate Debt	CRISIL AAA	6.07%
LIC Housing Finance Limited	Corporate Debt	CRISIL AAA	5.36%
National Housing Bank	Corporate Debt	CRISIL AAA	5.35%
Small Industries Dev Bank of India	Corporate Debt	CRISIL AAA	5.34%
Indian Railway Finance Corporation Limited	Corporate Debt	CRISIL AAA	5.29%
7.18% GOI (MD 14/08/2033)	Government Security	Sovereign	4.18%
Shriram Finance Limited	Corporate Debt	CRISIL AA+	3.60%
Larsen & Toubro Limited	Corporate Debt	CRISIL AAA	3.59%
PNB Housing Finance Limited	Corporate Debt	CARE AA+	3.57%

The sector(s)/stock(s) mentioned in this document do not constitute any recommendation of the same and Baroda BNP Paribas Mutual Fund may or may not have any future position in these sector(s)/stock(s). Further, the portfolio of the Scheme is subject to changes within the provisions and limitations of Scheme Information Document (SID). For further details on asset allocation, investment strategy and risk factors of the Scheme please refer to SID available on our website (www.barodabnp-paribasmf.in).

PERFORMANCE OF BARODA BNP PARIBAS SHORT DURATION FUND

S.No	Scheme managed by Mr. Gurvinder Singh Wasan & Mr. Vikram Pamnani	1 Year		3 years		5 Years		Since Inception		Date of Inception of the Scheme
		Returns In ₹*	CAGR(%)	Returns In ₹*	CAGR(%)	Returns In ₹*	CAGR(%)	Returns In ₹*	CAGR(%)	
1	Baroda BNP Paribas Short Duration Fund	10750.45	7.50	12387.20	7.39	13213.16	5.73	30415.59	7.43	30-Jun-10
	Benchmark - CRISIL Short Duration Debt A-II Index	10784.58	7.85	12464.73	7.61	13403.08	6.03	31272.08	7.63	
	Additional Benchmark - CRISIL 1 Year T-Bill Index	10625.78	6.26	12213.94	6.89	13161.02	5.64	26458.78	6.47	

*Returns in ₹ show the value of 10,000/- invested for last 1 year, last 3 years, last 5 years and since inception respectively.

CAGR :- Compound annual growth rate

Past performance may or may not be sustained in future and is not a guarantee of any future returns. Returns do not take into account the load, if any. Returns are for growth option. Different plans shall have a different expense structure. The performance details provided above for Debt Funds are for direct plan.

For Other funds managed by the fund manager , please [Click here](#)

Income Distribution cum Capital Withdrawal (IDCW) HISTORY (Regular Plan - IDCW Option)

Record Date	Distribution Rate Per Unit (₹) Individual/others	Cum--IDWC NAV (₹)
28-Oct-25	0.06	10.36
27-Nov-25	0.06	10.35
29-Dec-25	0.06	10.30

Last 3 IDCW declared for IDCW option.

Pursuant to distribution under Income Distribution cum Capital Withdrawal ("IDCW") option, NAV of the IDCW option of the scheme(s) would fall to the extent of pay-out and statutory levy (if applicable). The amounts under IDCW options can be distributed out of investors' capital (Equalization Reserve), which is part of sale price that represents realized gains. Past performance may or may not be sustained in future and is not a guarantee of any future returns. The above stated distribution rate per unit is net distribution rate after deducting applicable taxes. The above distribution rates are on face value of ₹ 10 per unit. Face value may change depending upon FV of the scheme.

Data as on December 31, 2025

Product Labelling

Baroda BNP Paribas Short Duration Fund

(An open-ended short term debt scheme investing in instruments such that the Macaulay duration[^] of the portfolio is between 1 year and 3 years. A relatively high interest rate risk and Moderate Credit Risk)

This product is suitable for investors who are seeking*:

- ▶ Regular income over short term.
- ▶ Investment predominantly in Money Market Instruments (i.e. CP/CD) and Short Term Debt Market Instruments.

Scheme Riskometer^{^^}



Investors understand that their principal will be at Moderate risk.

Benchmark (Tier 1) Riskometer[^]



Benchmark riskometer is at Low to Moderate risk.

^{^^}Riskometer For Scheme: basis it's portfolio, [^]Riskometer For Benchmark (CRISIL Short Duration Debt A-II Index): basis it's constituents; as on December 31, 2025

*Investors should consult their financial advisers if in doubt about whether the product is suitable for them.

[^]Concept of Macaulay duration:

The Macaulay Duration is a measure of a bond's sensitivity to interest rate changes. It is expressed in annual terms. It is the weighted average term to maturity of the cash flows from a bond. The weight of each cash flow is determined by dividing the present value of the cash flow by the price. Factors like a bond's price, maturity, coupon, yield to maturity among others impact the calculation of Macaulay duration.

Potential Risk Class (PRC) matrix*			
Credit Risk (Max)- Interest Rate Risk (Max)	Relatively Low: Class A (CRV>=12)	Moderate: Class B (CRV>=10)	Relatively High: Class C (CRV<10)
Relatively Low: Class I (MD<=1year)			
Moderate: Class II (MD<=3year)			
Relatively High: Class III (Any MD)		B-III	

MD=Macaulay Duration, CRV=Credit Risk Value.

The above PRC matrix denotes the maximum risk that the Scheme can take i.e. maximum interest rate risk (measured by MD of the scheme) and maximum credit risk (measured by CRV of the scheme)

DISCLAIMERS

[†]**Concept of Macaulay duration:** The Macaulay Duration is a measure of a bond's sensitivity to interest rate changes. It is expressed in annual terms. It is the weighted average term to maturity of the cash flows from a bond. The weight of each cash flow is determined by dividing the present value of the cash flow by the price. Factors like a bond's price, maturity, coupon, yield to maturity among others impact the calculation of Macaulay duration. The Macaulay duration can be viewed as the economic balance point of a group of cash flows. Another way to interpret the statistic is that it is the weighted average number of years an investor must maintain a position in the bond until the present value of the bond's cash flows equals the amount paid for the bond. As it provides a way to estimate the effect of certain market changes on a bond's price, the investor can choose an investment that will better meet his future cash needs.

#Sectoral Composition, Top 10 Holdings - The sector(s)/stock(s) mentioned in this document do not constitute any recommendation of the same and Baroda BNP Paribas Mutual Fund may or may not have any future position in these sector(s)/stock(s). Further, the portfolio of the Scheme is subject to changes within the provisions and limitations of Scheme Information Document (SID). For further details on asset allocation, investment strategy and risk factors of the Scheme please refer to SID available on our website (www.barodabnp-paribasmf.in)

Debt Quants - The information contained in this report has been obtained from sources considered to be authentic and reliable. The quantitative data does not purport to be an offer for purchase and sale of mutual fund units.

Portfolio Positioning, Rating Allocation Trend - details contained herein is for general information purposes only and does not indicate assurance of future Scheme performance. The portfolio of the Scheme is subject to changes within the provisions and limitations of Scheme Information Document (SID). For further details on asset allocation, investment strategy and risk factors of the Scheme, please refer to SID available on our website (www.barodabnp-paribasmf.in).

The material contained herein has been prepared without regard to the individual financial circumstances and objectives of persons who receive it. This information is meant for general reading purpose only and is not meant to serve as a professional guide for the readers. Except for the historical information contained herein, statements in this publication, which contain words or phrases such as 'will', 'would', etc., and similar expressions or variations of such expressions may constitute 'forward-looking statements'. These forward looking statements involve a number of risks, uncertainties and other factors that could cause actual results to differ materially from those suggested by the forward-looking statements. BBNPPAMIPL undertakes no obligation to update forward-looking statements to reflect events or circumstances after the date thereof. The words like believe/belief are independent perception of the Fund Manager and do not constitute as opinion or advice. This information is not intended to be an offer to sell or a solicitation for the purchase or sale of any financial product or instrument. The information should not be construed as an investment advice and investors are requested to consult their investment advisor and arrive at an informed investment decision before making any investments. The sector(s) mentioned in this document do not constitute any recommendation of the same and Baroda BNP Paribas Mutual Fund may or may not have any future position in these sector(s). The Trustee, AMC, Mutual Fund, their directors, officers or their employees shall not be liable in any way for any direct, indirect, special, incidental, consequential, punitive or exemplary damages arising out of the information contained in this document.

BARODA BNP PARIBAS ASSET MANAGEMENT INDIA PVT. LTD.
Corporate Identity Number (CIN) : U65991MH2003PTC142972

201 (A), 2nd Floor, A Wing, Parinee Crescenzo, C-38 & C-39, G-Block Bandra Kurla Complex, Mumbai 400 051 India.

Call 1800 2670 189 (toll free) | Visit www.barodabnp-paribasmf.in

Mutual Fund investments are subject to market risks, read all scheme related documents carefully.