

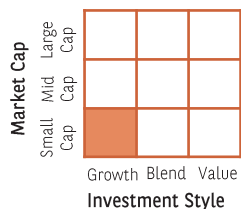
Baroda BNP Paribas Small Cap Fund

(An open ended equity scheme predominantly investing in small cap stocks)

May 30, 2025



INVESTMENT APPROACH



FUND DETAILS

Fund Manager~



Fund Manager	Managing fund since	Experience
Shiv Chanani	30-Oct-23	21
Himanshu Singh	21-Oct-24	10



Inception Date
October 30, 2023



Category
Equity Scheme – Small Cap Fund



Benchmark Index (Tier – 1)
Nifty Small Cap 250 TRI



Monthly AAUM* ₹ 1,250.61 Crores
AUM* ₹ 1,290.54 Crores



Application Amount:
Minimum Application Amount:
₹ 5,000/- and in multiples of ₹ 1/- thereafter
Minimum Additional Application Amount:
₹ 1,000 and in multiples of ₹ 1 thereafter.



Load Structure
Exit Load Upto 1 year: Redeemed or switched out up to 10% of the allotment: Nil.
-Redeemed or switched out more than 10% of the allotment: 1% of the applicable NAV.
After 1 Year - Nil

For detailed load structure please refer Scheme Information Document of the scheme.

*Monthly AAUM and AUM - Excluding inter-scheme Investments, if any, by other schemes of Baroda BNP Paribas Mutual Fund, as may be applicable.

Data as on May 30, 2025

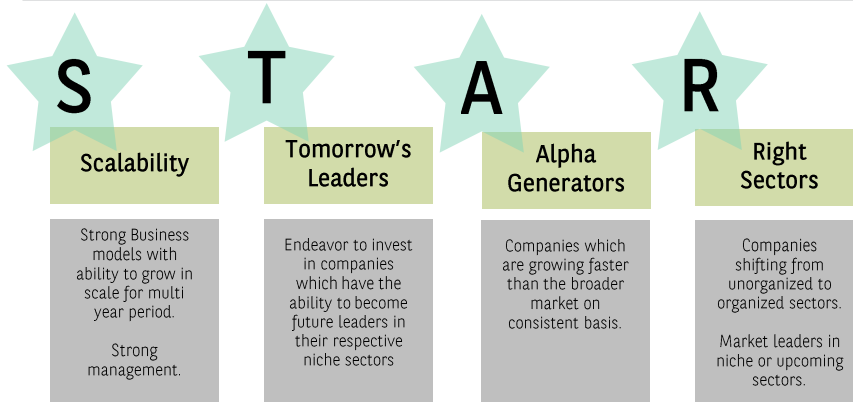
ABOUT THE FUND

- Baroda BNP Paribas Small Cap fund will invest minimum 65% of the net assets into small cap companies.
- The fund aims to build wealth of investors by tapping into companies which have the potential to become leading companies of the future.
- The fund will follow bottom-up stock picking approach.
- Emphasis will be on selecting companies with strong fundamentals, quality business models and reputation management.
- The fund will not be biased towards any sector.

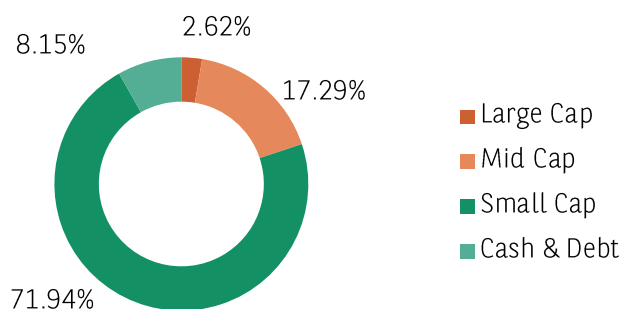
PORTFOLIO POSITIONING

- Utilities, Industrials, Consumer Staples and Consumer Discretionary are key overweight sectors. Within utilities, we have significant exposure to gas utilities where we find valuations attractive.
- We are underweight in Financials, IT Services and Healthcare. Our underweight in financials emanates from reducing exposure to capital market plays which could witness high volatility due to near term uncertainty. Our Underweight on IT Services is on account of uncertain global environment and tepid global growth outlook.
- The allocation to small cap companies is at 72%. Allocation to Large & Mid cap companies is 20%. Our cash position is 8%. (Exposure as % of net assets as on May 31, 2025).
- We follow the bottom up approach in small cap investing which is about identifying the champions of tomorrow.

STAR^ FRAMEWORK FOR PORTFOLIO CONSTRUCTION



CURRENT MARKET CAP (% of Net Assets)



TOP 10 STOCKS*

Top 10 Stocks	% of Net Assets
GE Vernova T&D India Limited	4.79%
Mahanagar Gas Limited	3.70%
Hitachi Energy India Limited	3.44%
KSB Limited	3.08%
ICICI Bank Limited	2.63%
Mrs. Bectors Food Specialities Limited	2.39%
BEML Limited	2.29%
Karur Vysya Bank Limited	2.10%
Jtekt India Limited	2.06%
BASF India Limited	2.02%

Top 10 Stocks (% to net assets) have been considered as of the latest month end.

The sector(s)/stock(s) mentioned in this document do not constitute any recommendation of the same and Baroda BNP Paribas Mutual Fund may or may not have any future position in these sector(s)/stock(s). Further, the portfolio of the Scheme is subject to changes within the provisions and limitations of Scheme Information Document (SID). For further details on asset allocation, investment strategy and risk factors of the Scheme please refer to SID available on our website (www.barodabnp-paribasmf.in).

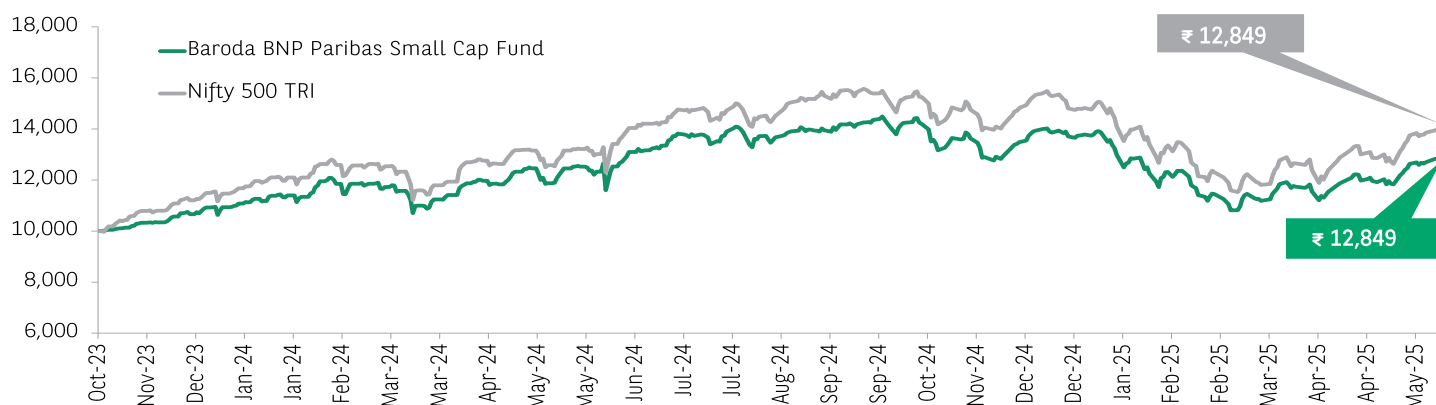
*For detailed Portfolio holdings please refer to the Factsheet <https://www.barodabnp-paribasmf.in/downloads/monthly-factsheet>

TOP 10 SECTORS

Top 10 Sectors	% of Net Assets
Electrical Equipment	10.04%
Industrial Products	7.25%
Auto Components	6.60%
Banks	6.55%
Consumer Durables	6.40%
Pharmaceuticals & Biotechnology	5.86%
Gas	4.60%
Capital Markets	3.94%
IT - Services	3.87%
Chemicals & Petrochemicals	3.84%

Top 10 Sectors (% to net assets) have been considered as of the latest month end.

NAV MOVEMENT (₹10,000 Invested at Inception)



NAV & index values re-based to ₹ 10,000 depicting lump sum investment since the inception date of the fund.

Past performance may or may not be sustained in future and is not a guarantee of any future returns.

The above chart show the NAV movement since inception to May 30, 2025.

PERFORMANCE OF BARODA BNP PARIBAS SMALL CAP FUND

S.No	Scheme managed by Mr. Shiv Chanani & Mr. Himanshu Singh	1 Year		3 years		5 Years		Since Inception		Date of Inception of the Scheme
		Returns In ₹*	CAGR(%)	Returns In ₹*	CAGR(%)	Returns In ₹*	CAGR(%)	Returns In ₹*	CAGR(%)	
1	Baroda BNP Paribas Small Cap Fund	10423.98	4.24	N.A.	N.A.	N.A.	N.A.	12848.60	17.15	30-Oct-23
	Nifty Small Cap 250 TRI Index	10836.17	8.36	N.A.	N.A.	N.A.	N.A.	14106.24	24.27	
	Additional Benchmark Nifty 50 TRI	11107.56	11.08	N.A.	N.A.	N.A.	N.A.	13154.00	18.90	

*Returns in ₹ show the value of 10,000/- invested for last 1 year, last 3 years, last 5 years and since inception respectively

CAGR :- Compound annual growth rate

Returns Pertain to Regular Plan – Growth option.

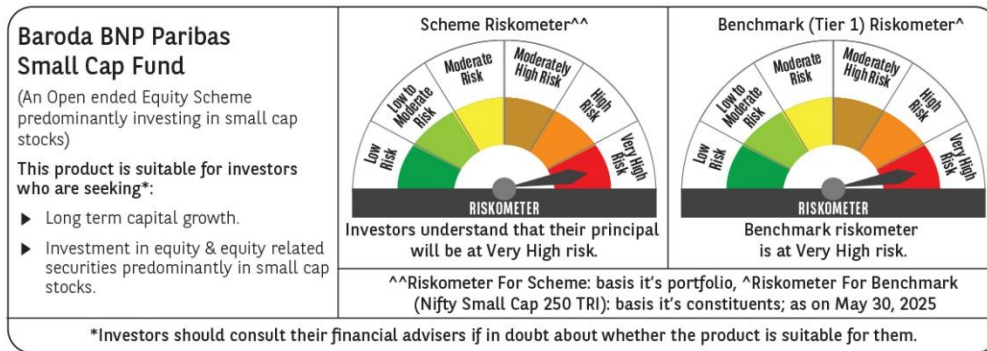
Past performance may or may not be sustained in future and is not a guarantee of any future returns.

For Other funds managed by the fund manager, please [Click here](#)

Data as on May 30, 2025

Baroda BNP Paribas Small Cap Fund

(An open ended equity scheme predominantly investing in small cap stocks)



DISCLAIMERS

Market Capitalization as per SEBI - Large Cap: 1st - 100th company, Mid Cap: 101st - 250th company and Small Cap: 251st company onwards in terms of full market capitalization

Portfolio Positioning, Top 10 Sectors/Stocks – details contained herein is for general information purposes only and does not indicate assurance of future Scheme performance. The sector(s)/stock(s) mentioned in this document do not constitute any recommendation of the same and Baroda BNP Paribas Mutual Fund may or may not have any future position in these sector(s)/stock(s). Further, the portfolio of the Scheme is subject to changes within the provisions and limitations of Scheme Information Document (SID). For further details on asset allocation, investment strategy and risk factors of the Scheme please refer to SID available on our website (www.barodabnpparibasmf.in).

NAV Movement (Rs. 10,000 Invested at Inception) – All returns are for Regular Plan – Growth Option. **Past performance may or may not be sustained in future and is not a guarantee of any future returns.** Returns do not take into account the load, if any.

The risks associated with investments in equities include fluctuations in prices, as stock markets can be volatile and decline in response to political, regulatory, economic, market and stock-specific development etc. Please refer to Scheme Information Document for detailed Risk Factors, asset allocation, investment strategy etc.

The material contained herein has been prepared without regard to the individual financial circumstances and objectives of persons who receive it. This information is meant for general reading purpose only and is not meant to serve as a professional guide for the readers. Except for the historical information contained herein, statements in this publication, which contain words or phrases such as 'will', 'would', etc., and similar expressions or variations of such expressions may constitute 'forward-looking statements'. These forward-looking statements involve a number of risks, uncertainties and other factors that could cause actual results to differ materially from those suggested by the forward-looking statements. BBNPPAMIPL undertakes no obligation to update forward-looking statements to reflect events or circumstances after the date thereof. The words like believe/belief are independent perception of the Fund Manager and do not construe as opinion or advise. Past performance may or may not be sustained in future and is not a guarantee of any future returns. This information is not intended to be an offer to see or a solicitation for the purchase or sale of any financial product or instrument. The information should not be construed as an investment advice and investors are requested to consult their investment advisor and arrive at an informed decision before making investments. Reliance upon information in this material is at the sole discretion of the reader. The Trustee, AMC, Mutual Fund, their directors, officers or their employees shall not be liable in any way for any direct, indirect, special, incidental, consequential, punitive or exemplary damages arising out of the information contained in this document.

BARODA BNP PARIBAS ASSET MANAGEMENT INDIA PVT. LTD.
Corporate Identity Number (CIN) : U65991MH2003PTC142972

201 (A), 2nd Floor, A Wing, Crescenzo, C-38 & C-39, G-Block, Bandra Kurla Complex, Mumbai 400 051 India.

Call 1800 2670 189 (toll free) | Visit www.barodabnpparibasmf.in

Mutual Fund investments are subject to market risks, read all scheme related documents carefully.