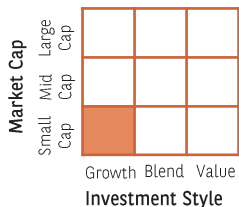


Baroda BNP Paribas Small Cap Fund

(An open ended equity scheme predominantly investing in small cap stocks)

July 31, 2025

INVESTMENT APPROACH



FUND DETAILS

Fund Manager~



Fund Manager	Managing fund since	Experience
Shiv Chanani	30-Oct-23	21
Himanshu Singh	21-Oct-24	10



Inception Date
October 30, 2023



Category
Equity Scheme – Small Cap Fund



Benchmark Index (Tier – 1)
Nifty Small Cap 250 TRI



Monthly AAUM*
₹ 1,312.89 Crores

AUM*
₹ 1,286.25 Crores



Application Amount:
Minimum Application Amount:
₹ 5,000/- and in multiples of ₹ 1/- thereafter
Minimum Additional Application Amount:
₹ 1,000 and in multiples of ₹ 1 thereafter.



Load Structure

Exit Load: • If units of the Scheme are redeemed or switched out up to 10% of the units within 1 year from the date of allotment - Nil.
• If units of the scheme are redeemed or switched out in excess of the limit within 1 year from the date of allotment - 1% of the applicable NAV.
• If units of scheme are redeemed or switched out after 1 year from the date of allotment - Nil.

For detailed load structure please refer Scheme Information Document of the scheme.

*Monthly AAUM and AUM - Excluding inter-scheme Investments, if any, by other schemes of Baroda BNP Paribas Mutual Fund, as may be applicable.

Data as on July 31, 2025

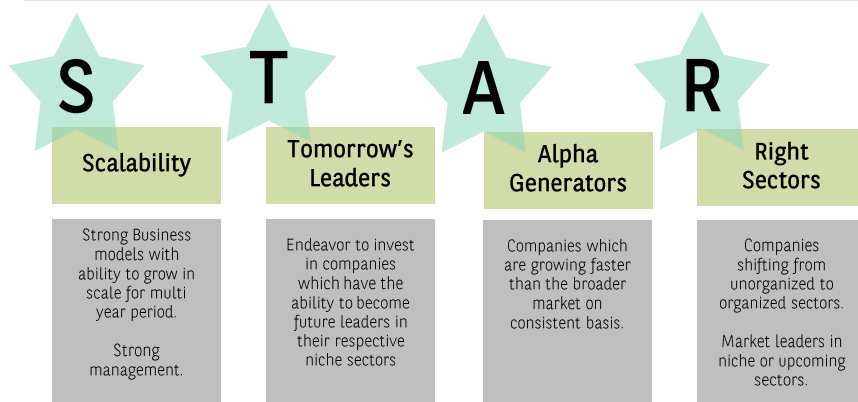
ABOUT THE FUND

- Baroda BNP Paribas Small Cap fund will invest minimum 65% of the net assets into small cap companies.
- The fund aims to build wealth of investors by tapping into companies which have the potential to become leading companies of the future.
- The fund will follow bottom-up stock picking approach.
- Emphasis will be on selecting companies with strong fundamentals, quality business models and reputation management.
- The fund will not be biased towards any sector.

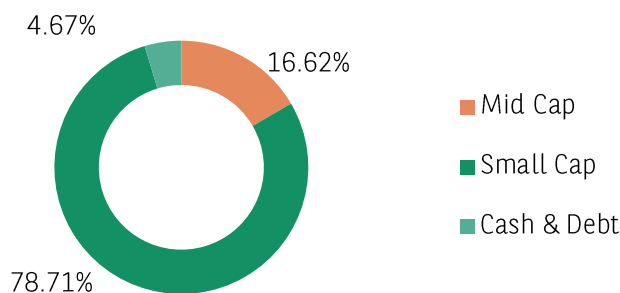
PORTFOLIO POSITIONING

- Industrials, Consumer Staples, Consumer Discretionary and Utilities are key overweight sectors. Within utilities, we have significant exposure to gas utilities where we find valuations attractive. Within Industrials, we have exposure to companies with strong technological advantage over peers.
- We are underweight in Financials, IT Services and Healthcare. Our underweight in financials emanates from reducing exposure to capital market plays which could witness high volatility due to near term uncertainty. Our Underweight on IT Services is on account of uncertain global environment and tepid global growth outlook.
- The allocation to small cap companies is at 79%. Allocation to Large & Mid cap companies is 17%. Our cash position is 4%. (Exposure as % of net assets as on July 31, 2025).
- We follow the bottom up approach in small cap investing which is about identifying the champions of tomorrow.

STAR^ FRAMEWORK FOR PORTFOLIO CONSTRUCTION



CURRENT MARKET CAP (% of Net Assets)



TOP 10 STOCKS*

Top 10 Stocks	% of Net Assets
GE Vernova T&D India Limited	4.77%
Hitachi Energy India Limited	3.12%
KSB Limited	3.06%
Mahanagar Gas Limited	2.64%
Karur Vysya Bank Limited	2.50%
Mrs. Bectors Food Specialities Limited	2.48%
BEML Limited	2.16%
AstraZeneca Pharma India Limited	2.14%
SJVN Limited	2.00%
City Union Bank Limited	2.00%

Top 10 Stocks (% to net assets) have been considered as of the latest month end.

The sector(s)/stock(s) mentioned in this document do not constitute any recommendation of the same and Baroda BNP Paribas Mutual Fund may or may not have any future position in these sector(s)/stock(s). Further, the portfolio of the Scheme is subject to changes within the provisions and limitations of Scheme Information Document (SID). For further details on asset allocation, investment strategy and risk factors of the Scheme please refer to SID available on our website (www.barodabnp-paribasmf.in).

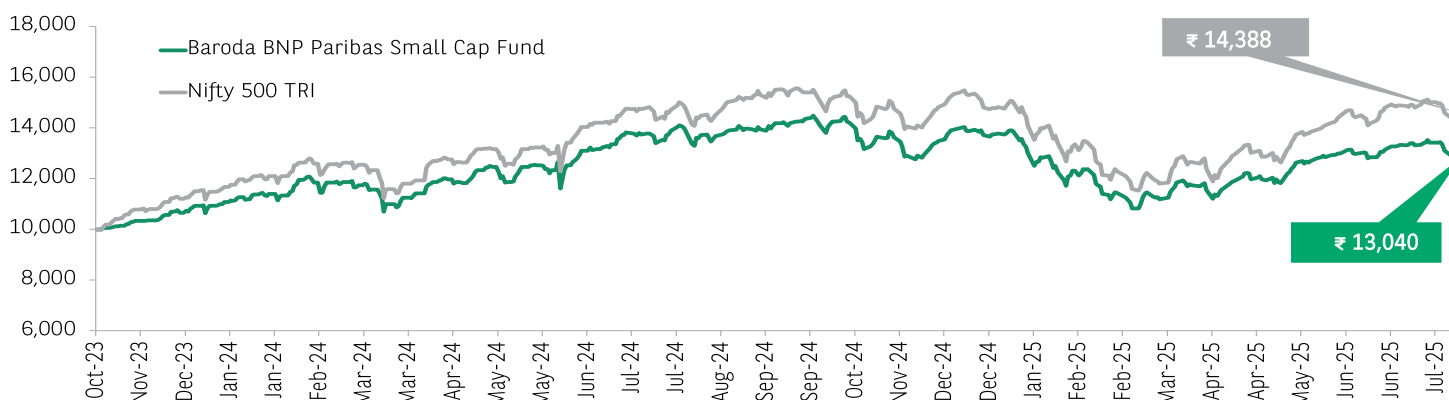
*For detailed Portfolio holdings please refer to the Factsheet <https://www.barodabnp-paribasmf.in/downloads/monthly-factsheet>

TOP 10 SECTORS

Top 10 Sectors	% of Net Assets
Electrical Equipment	9.56%
Industrial Products	7.58%
Finance	6.97%
Pharmaceuticals & Biotechnology	6.68%
Auto Components	6.14%
Banks	5.53%
IT - Services	4.39%
Chemicals & Petrochemicals	4.02%
Leisure Services	3.87%
Capital Markets	3.51%

Top 10 Sectors (% to net assets) have been considered as of the latest month end.

NAV MOVEMENT (₹10,000 Invested at Inception)



NAV & index values re-based to ₹ 10,000 depicting lump sum investment since the inception date of the fund.

Past performance may or may not be sustained in future and is not a guarantee of any future returns.

The above chart show the NAV movement since inception to July 31, 2025.

PERFORMANCE OF BARODA BNP PARIBAS SMALL CAP FUND

S.No	Scheme managed by Mr. Shiv Chanani & Mr. Himanshu Singh	1 Year		3 years		5 Years		Since Inception		Date of Inception of the Scheme
		Returns In ₹*	CAGR(%)	Returns In ₹*	CAGR(%)	Returns In ₹*	CAGR(%)	Returns In ₹*	CAGR(%)	
1	Baroda BNP Paribas Small Cap Fund	9264.99	-7.35	NA	NA	NA	NA	13040.20	16.35	30-Oct-23
	Nifty Small Cap 250 TRI Index	9606.71	-3.93	NA	NA	NA	NA	14388.23	23.06	
	Additional Benchmark Nifty 50 TRI	10053.95	0.54	NA	NA	NA	NA	13220.31	17.26	

*Returns in ₹ show the value of 10,000/- invested for last 1 year, last 3 years, last 5 years and since inception respectively

CAGR :- Compound annual growth rate

Returns Pertain to Regular Plan – Growth option .

Past performance may or may not be sustained in future and is not a guarantee of any future returns.

For Other funds managed by the fund manager , please [Click here](#)

Data as on July 31, 2025

Income Distribution cum Capital Withdrawal (IDCW) HISTORY (Regular Plan - IDCW Option)

Record Date	Distribution Rate Per Unit (₹) Individual/others	Cum--IDWC NAV (₹)
27-Mar-23	0.30	11.77

Last 3 IDCW declared for IDCW option.
Pursuant to distribution under Income Distribution cum Capital Withdrawal ('IDCW') option, NAV of the IDCW option of the scheme(s) would fall to the extent of pay-out and statutory levy (if applicable). The amounts under IDCW options can be distributed out of investors' capital (Equalization Reserve), which is part of sale price that represents realized gains. Past performance may or may not be sustained in future and is not a guarantee of any future returns. The above stated distribution rate per unit is net distribution rate after deducting applicable taxes. The above distribution rates are on face value of Rs 10 per unit. Face value may change depending upon FV of the scheme.

Baroda BNP Paribas Small Cap Fund
(An open ended equity scheme predominantly investing in small cap stocks)

