

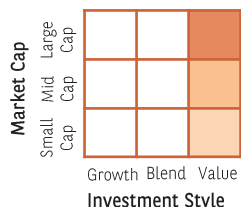
# Baroda BNP Paribas Value Fund

(An open-ended equity scheme following a value investment strategy)



October 31, 2025

## INVESTMENT APPROACH



## FUND DETAILS

### Fund Manager



Fund Manager	Managing fund since	Experience
Shiv Chanani	07-Jun-23	21
Himanshu Singh	21-Oct-24	10



**Inception Date**  
June 7, 2023



**Category**  
Value Fund



**Benchmark Index (Tier - 1)**  
Nifty 500 TRI



**Monthly AAUM\*** ₹ 1,213.90 Crores  
**AUM\*** ₹ 1,208.87 Crores



**Application Amount:**  
**Minimum Application Amount:**  
₹ 5,000/- and in multiples of ₹ 1/- thereafter  
**Minimum Additional Application Amount:**  
₹ 1,000 and in multiples of ₹ 1 thereafter.



**Load Structure**  
**Exit Load:** • If units of the Scheme are redeemed or switched out up to 10% of the units (the limit) within 1 year from the date of allotment - Nil.  
• If units of the scheme are redeemed or switched out in excess of the limit within 1 year from the date of allotment - 1% of the applicable NAV.  
• If units of scheme are redeemed or switched out after 1 year from the date of allotment - Nil.

For detailed load structure please refer Scheme Information Document of the scheme.

\*Monthly AAUM and AUM - Excluding inter-scheme investments, if any, by other schemes of Baroda BNP Paribas Mutual Fund, as may be applicable.

Data as on October 31, 2025

## ABOUT THE FUND

- Baroda BNP Paribas Value fund follows the value investing philosophy.
- The fund aims to invest in companies which aims to generate wealth in the long term.
- The fund has a unique investment approach which focuses on picking value opportunities available at market, sector and stock levels.
- The fund evaluates parameters like:
  - a. Present value of discounted projected cash flows
  - b. PE; PB; EV/EBITDA; EV / Ton ; etc.
  - c. Value unlocking opportunities
- The fund aims to look for companies with strong fundamentals across market caps and sectors without any bias to either.
- The Fund's investment process incorporates strong screeners to avoid allocations to value traps

## PORTFOLIO POSITIONING

- Energy, Healthcare and Utilities are our largest overweight positions. Within utilities, we have significant exposure to the large power generation companies both in thermal as well as renewables. Within energy space, we have exposure to gas utilities where we find valuations attractive.
- We are underweight on Financials, Communication Services and Materials. Within financials, our exposure is mostly to the large banks which we believe are in a good position to whether current pressures on deposits and hence margins.
- Our exposure to large cap is 58%, mid cap is 22% and small cap is 18%. Our cash position is 2.4%. (Exposure as % of net assets as on October 31, 2025).
- We continue to follow the philosophy of buying companies where we believe that the intrinsic value of the company is higher than the current market value.

## HOW DO WE DEFINE VALUE?

### Iceberg Approach: Going beyond PE

Commonly used valuation parameters like price to earnings

Different valuation markers for different industry / sectors

Holistic approach to value incorporating factors like:

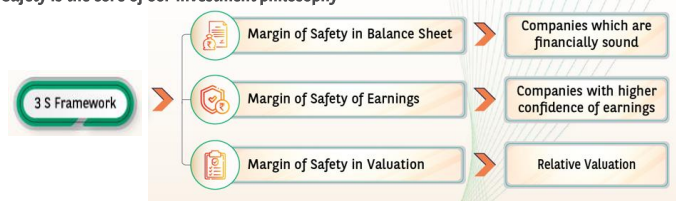
Stock Picking Opportunities

- Mergers/ De-mergers and acquisitions
- Restructuring/ recovery potential

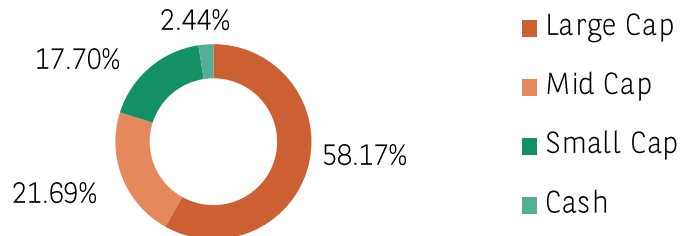
- Market cycles
- Business cycles
- Company specific factors

## INVESTMENT PHILOSOPHY- 3S FRAMEWORK

Safety is the core of our investment philosophy



## CURRENT MARKET CAP ( % of Net Assets)



## TOP 10 STOCKS\*

Top 10 Stocks	% of Net Assets
HDFC Bank Limited	6.98%
Reliance Industries Limited	6.64%
Kotak Mahindra Bank Limited	4.35%
ICICI Bank Limited	4.12%
Larsen & Toubro Limited	3.60%
GE Vernova T&D India Limited	2.94%
Divi's Laboratories Limited	2.79%
Bharat Heavy Electricals Limited	2.64%
Infosys Limited	2.45%
ITC Limited	2.43%

Top 10 Stocks (% to net assets) have been considered as of the latest month end.

The sector(s)/stock(s) mentioned in this document do not constitute any recommendation of the same and Baroda BNP Paribas Mutual Fund may or may not have any future position in these sector(s)/stock(s). Further, the portfolio of the Scheme is subject to changes within the provisions and limitations of Scheme Information Document (SID). For further details on asset allocation, investment strategy and risk factors of the Scheme please refer to SID available on our website ([www.barodabnp-paribasmf.in](http://www.barodabnp-paribasmf.in)).

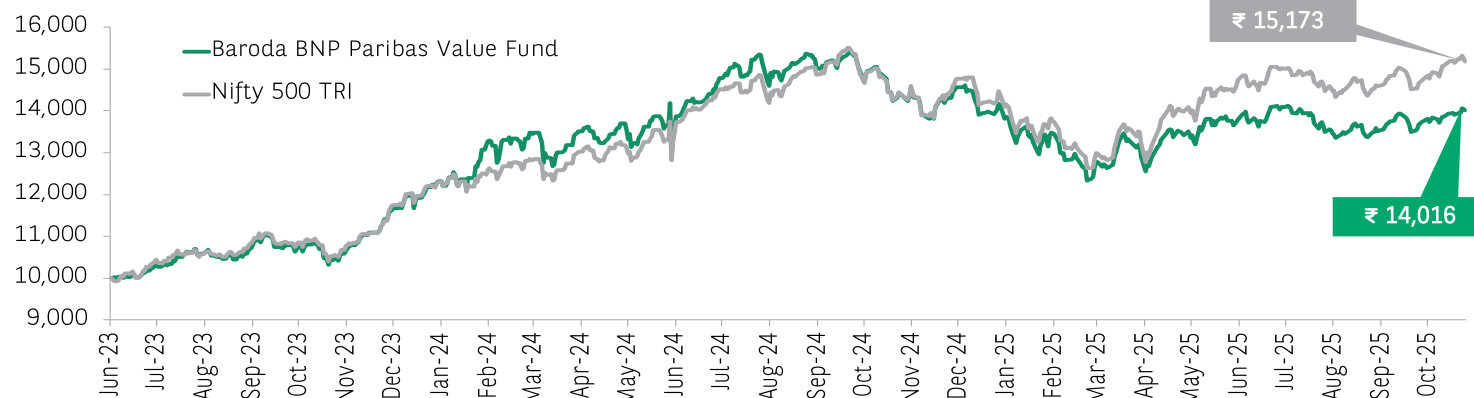
\*For detailed Portfolio holdings please refer to the Factsheet <https://www.barodabnp-paribasmf.in/downloads/monthly-factsheet>

## TOP 10 SECTORS

Top 10 Sectors	% of Net Assets
Banks	20.55%
Pharmaceuticals & Biotechnology	12.10%
Petroleum Products	10.06%
IT - Software	8.01%
Electrical Equipment	5.58%
Automobiles	4.85%
Power	4.59%
Auto Components	3.88%
Diversified FMCG	3.65%
Construction	3.60%

Top 10 Sectors (% to net assets) have been considered as of the latest month end.

## NAV MOVEMENT (₹10,000 Invested at Inception)



NAV & index values re-based to ₹ 10,000 depicting lump sum investment since the inception date of the fund.

Past performance may or may not be sustained in future and is not a guarantee of any future returns.

The above chart show the NAV movement since inception to October 31, 2025.

## PERFORMANCE OF BARODA BNP PARIBAS VALUE FUND

S.No	Scheme Managed by Mr. Shiv Chanani and Mr. Himanshu Singh	1 Year		3 years		5 Years		Since Inception		Date of Inception of the Scheme
		Returns In ₹*	CAGR(%)	Returns In ₹*	CAGR(%)	Returns In ₹*	CAGR(%)	Returns In ₹*	CAGR(%)	
1	Baroda BNP Paribas Value Fund	9753.52	-2.46	N.A	N.A	N.A	N.A	14016.10	15.09	07-Jun-23
	Nifty 500 TRI	10555.80	5.56	N.A	N.A	N.A	N.A	15172.79	18.95	
	Additional Benchmark Nifty 50 TRI	10758.79	7.59	N.A	N.A	N.A	N.A	14144.00	15.52	

\*Returns in ₹ show the value of 10,000/- invested for last 6 months, last 1 year, last 3 years, last 5 years and since inception respectively.

CAGR :- Compound annual growth rate

Returns Pertain to Regular Plan - Growth option .

Past performance may or may not be sustained in future and is not a guarantee of any future returns.

For Other funds managed by the fund manager , please [Click here](#)

Data as on October 31, 2025

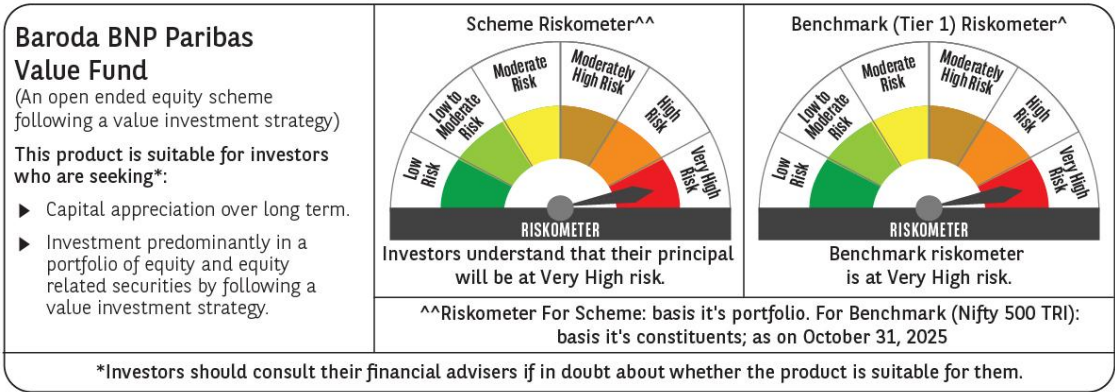
Income Distribution cum Capital Withdrawal (IDCW) HISTORY (Regular Plan - IDCW Option)

Record Date	Distribution Rate Per Unit (₹) Individual/others	Cum--IDWC NAV (₹)
27-Mar-23	1.17	13.32

Last 3 IDCW declared for IDCW option.  
Pursuant to distribution under Income Distribution cum Capital Withdrawal ('IDCW') option, NAV of the IDCW option of the scheme(s) would fall to the extent of pay-out and statutory levy (if applicable). The amounts under IDCW options can be distributed out of investors' capital (Equalization Reserve), which is part of sale price that represents realized gains. **Past performance may or may not be sustained in future and is not a guarantee of any future returns.** The above stated distribution rate per unit is net distribution rate after deducting applicable taxes. The above distribution rates are on face value of Rs 10 per unit. Face value may change depending upon FV of the scheme.

Baroda BNP Paribas Value Fund

(An open-ended equity scheme following a value investment strategy)



DISCLAIMERS

**Market Capitalization as per SEBI** - Large Cap: 1st - 100th company, Mid Cap: 101st - 250th company and Small Cap: 251st company onwards in terms of full market capitalization

**Portfolio Positioning, Top 10 Sectors/Stocks** – details contained herein is for general information purposes only and does not indicate assurance of future Scheme performance. The sector(s)/stock(s) mentioned in this document do not constitute any recommendation of the same and Baroda BNP Paribas Mutual Fund may or may not have any future position in these sector(s)/stock(s). Further, the portfolio of the Scheme is subject to changes within the provisions and limitations of Scheme Information Document (SID). For further details on asset allocation, investment strategy and risk factors of the Scheme please refer to SID available on our website ([www.barodabnp-paribasmf.in](http://www.barodabnp-paribasmf.in)).

**NAV Movement (Rs. 10,000 Invested at Inception)** - All returns are for Regular Plan - Growth Option. **Past performance may or may not be sustained in future and is not a guarantee of any future returns** . Returns do not take into account the load, if any.

The risks associated with investments in equities include fluctuations in prices, as stock markets can be volatile and decline in response to political, regulatory, economic, market and stock-specific development etc. Please refer to Scheme Information Document for detailed Risk Factors, asset allocation, investment strategy etc.

The material contained herein has been prepared without regard to the individual financial circumstances and objectives of persons who receive it. This information is meant for general reading purpose only and is not meant to serve as a professional guide for the readers. Except for the historical information contained herein, statements in this publication, which contain words or phrases such as 'will', 'would', etc., and similar expressions or variations of such expressions may constitute 'forward-looking statements'. These forward-looking statements involve a number of risks, uncertainties and other factors that could cause actual results to differ materially from those suggested by the forward-looking statements. BBNPPAM IPL undertakes no obligation to update forward-looking statements to reflect events or circumstances after the date thereof. The words like believe/belief are independent perception of the Fund Manager and do not construe as opinion or advise. Past performance may or may not be sustained in future and is not a guarantee of any future returns. This information is not intended to be an offer to see or a solicitation for the purchase or sale of any financial product or instrument. The information should not be construed as an investment advice and investors are requested to consult their investment advisor and arrive at an informed decision before making investments. Reliance upon information in this material is at the sole discretion of the reader. The Trustee, AMC, Mutual Fund, their directors, officers or their employees shall not be liable in any way for any direct, indirect, special, incidental, consequential, punitive or exemplary damages arising out of the information contained in this document.

BARODA BNP PARIBAS ASSET MANAGEMENT INDIA PVT. LTD.  
Corporate Identity Number (CIN) : U65991MH2003PTC142972  
201 (A), 2nd Floor, A Wing, Parinee Crescenzo, C-38 & C-39, G-Block, Bandra Kurla Complex, Mumbai 400 051 India.  
Call 1800 2670 189 (toll free) | Visit [www.barodabnp-paribasmf.in](http://www.barodabnp-paribasmf.in)  
**Mutual Fund investments are subject to market risks, read all scheme related documents carefully.**