

# Baroda BNP Paribas Focused Fund

(An Open ended Equity Scheme investing in maximum 25 stocks across market capitalization (i.e. multi cap stocks))

August 31, 2023

## INVESTMENT APPROACH



## KEY STATISTICAL RATIOS

Sharpe Ratio*	0.99
Beta*	0.88
Standard Deviation*	13.25%
Information Ratio	-0.07

## FUND DETAILS



### Fund Manager

Fund Manager	Managing fund since	Experience
Sanjay Chawla	14-Mar-22	33



### Inception Date

October 06, 2017



### Category

Focused Fund



### Benchmark Index

Nifty 500 Total Return Index (TRI)



### Monthly AAUM

₹ 412.42 Crores

### AUM

₹ 422.27 Crores



### Application Amount:

Minimum Application Amount:

₹ 5,000 and in multiples of ₹ 1 thereafter.

Minimum Additional Application Amount:

₹ 1,000 and in multiples of ₹ 1 thereafter.



### Load Structure

Entry Load: Not Applicable

Exit Load: Upto 12 months - Redeemed or switched out upto 10% of the allotment: Nil

- Redeemed or switched out more than 10% of the allotment : 1%

After 12 months - Nil

For detailed load structure please refer Scheme Information Document of the scheme.

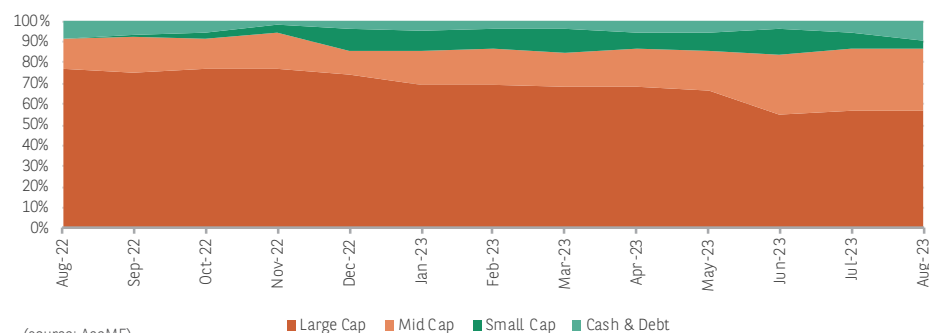
## ABOUT THE FUND

- Baroda BNP Paribas Focused Fund is an open-ended equity scheme with a multi cap portfolio of maximum 25 stocks.
- A concentrated strategy may deviate significantly from the benchmark index and invest in a range of opportunities across market capitalization and sectors. Thus, the Scheme remains sector agnostic with the endeavour to add companies which may have high earnings growth potential.
- Alpha generation opportunity may be higher in a concentrated portfolio as the conviction and size of the stock bets remain high, albeit with high risk parameters associated with such strategy.
- The scheme primarily follows a bottom-up approach for stock-picking. It uses a blended approach to build a portfolio of value and growth companies.
- The core belief behind a concentrated strategy is to have stocks which are driven by strong fundamentals, which may grow at a faster pace than the economy or may have the ability to outperform the overall market. Select sector leaders and companies that are at the cusp of a turnaround are also likely to help alpha creation.
- The Scheme is suitable for investors who have a long term investment horizon.

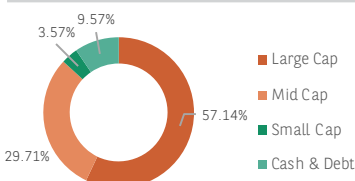
## PORTFOLIO POSITIONING

- Compared to the last month, we have increased exposure to Information Technology, Consumer Discretionary and Financials. Exposure has been reduced in Energy, Industrials and Consumer Staples.
- Key overweight positions are Consumer Discretionary, Industrials and Financials, while key underweight positions are Energy, Consumer Staples, and Communication Services.
- Industrials remains a key overweight position as we believe the capex story is on track and is likely to benefit the sector.
- Mid and small cap exposure stands at 33.3%, compared to 38% as of the last month. Large Cap exposure stands at 57.1%, compared to 56.7% as of the last month. (Exposure as % of net assets as on March 31, 2023)
- Cash position stands at 9.6% (Vs 5.3% last month).

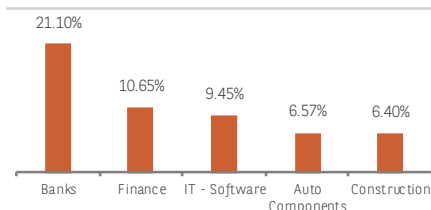
## HISTORIC MARKET CAP (% of Net Assets)



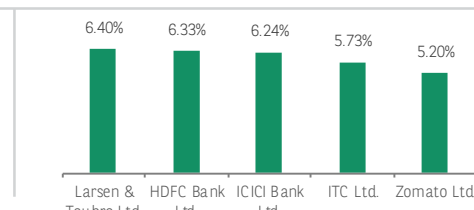
## CURRENT MARKET CAP (% of Net Assets)



## SECTOR ALLOCATION



## TOP 5 STOCKS

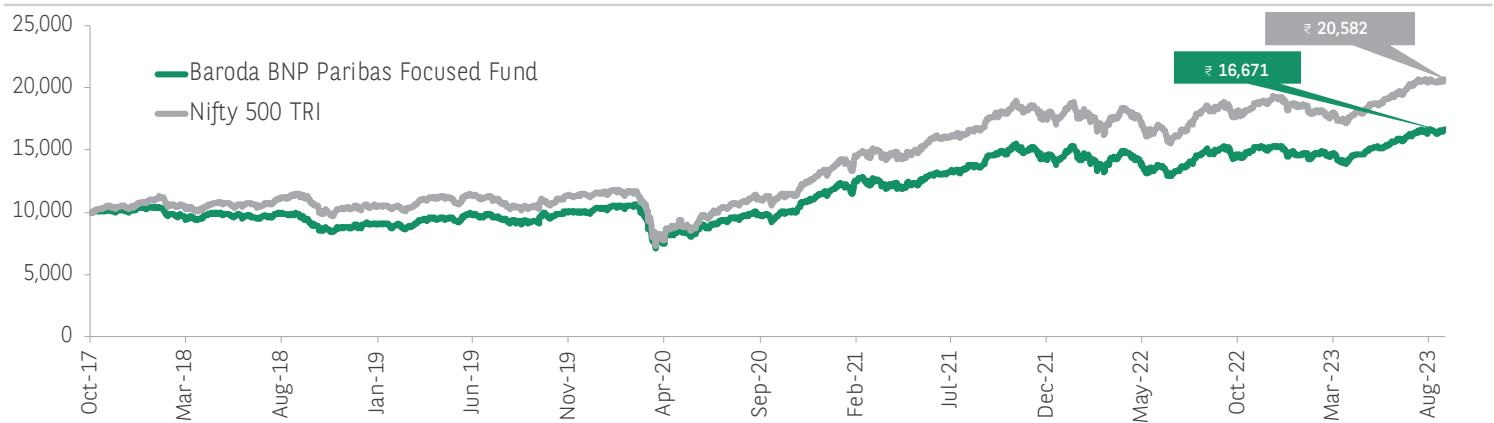


Top 5 Sectors (% to net assets) have been considered as of the latest month end Top 5 Stocks (% to net assets) have been considered as of the latest month end

The sector(s)/stock(s) mentioned in this document do not constitute any recommendation of the same and Baroda BNP Paribas Mutual Fund may or may not have any future position in these sector(s)/stock(s). Further, the portfolio of the Scheme is subject to changes within the provisions and limitations of Scheme Information Document (SID). For further details on asset allocation, investment strategy and risk factors of the Scheme please refer to SID available on our website ([www.barodabnp-paribasmf.in](http://www.barodabnp-paribasmf.in)).

Data as on August 31, 2023

NAV MOVEMENT ( ₹10,000 Invested at Inception)



NAV & index values re-based to ₹ 10,000 depicting lump sum investment since the inception date of the fund.  
Past performance may or may not be sustained in future and should not be used as basis of comparison with other investments.  
The above chart show the NAV movement since inception to 31<sup>st</sup> August, 2023.

SIP PERFORMANCE

Period	Amount Invested In(₹)	Baroda BNP Paribas Focused Fund (Regular Plan - Growth)		Nifty 500 TRI (Benchmark Index Tier-1)	
		Returns (%)	₹	Returns (%)	₹
Since Inception	7,10,000	13.45	10,60,594	15.88	11,39,776
7 Year SIP	N.A	N.A	N.A	N.A	N.A
5 Year SIP	6,00,000	15.11	8,75,561	17.38	9,25,642
3 Year SIP	3,60,000	14.26	4,44,955	15.83	4,55,033
1 Year SIP	1,20,000	20.45	1,32,835	19.72	1,32,386

If investor had invested Rs. 10,000 on the first working day of every month.  
Past performance may or may not be sustained in future and should not be used as a basis of comparison with other investments.  
Refer page no.3 for disclaimers

PERFORMANCE OF BARODA BNP PARIBAS FOCUSED FUND

S.No	Scheme managed by Mr. Sanjay Chawla	1 Year		3 years		5 Years		Since Inception		Date of Inception of the Scheme
		Returns In ₹*	CAGR(%)	Returns In ₹*	CAGR(%)	Returns In ₹*	CAGR(%)	Returns In ₹*	CAGR(%)	
1	Baroda BNP Paribas Focused Fund	11108.31	11.05	17042.42	19.45	16820.60	10.95	16670.90	9.04	06-Oct-17
	Nifty 500 TRI	11142.11	11.39	18655.15	23.10	17893.43	12.33	20581.77	13.00	
	Additional Benchmark Nifty 50 TRI	10952.88	9.50	17531.73	20.58	17495.41	11.83	20748.19	13.16	

PERFORMANCE OF FUNDS MANAGED BY MR. SANJAY CHAWLA (WHO MANAGES TOTAL 6 SCHEMES)

S.No	Scheme Name	CAGR%		
		Last 1 Year	Last 3 Years	Last 5 Years
1	Baroda BNP Paribas Large and Mid Cap fund	16.17	N.A.	N.A.
	S&P BSE 250 Large & Midcap TRI	9.86	N.A.	N.A.
2	Baroda BNP Paribas Multi Cap Fund	16.78	25.70	13.90
	Nifty 500 Multicap 50:25:25 TRI	16.83	27.47	13.77
3	Baroda BNP Paribas ELSS Fund	12.21	18.99	11.40
	Nifty 500 TRI	11.39	23.10	12.33
4	Baroda BNP Paribas Balanced Advantage Fund	12.28	14.36	N.A.
	NIFTY 50 Hybrid Composite Debt 50:50 Index	8.27	12.91	N.A.
5	Baroda BNP Paribas Flexi Cap Fund	12.40	N.A.	N.A.
	Nifty 500 TRI	11.39	N.A.	N.A.

Where returns are not available for a particular period, they have not been shown. Baroda BNP Paribas Flexi Cap Fund has not completed 1 year.

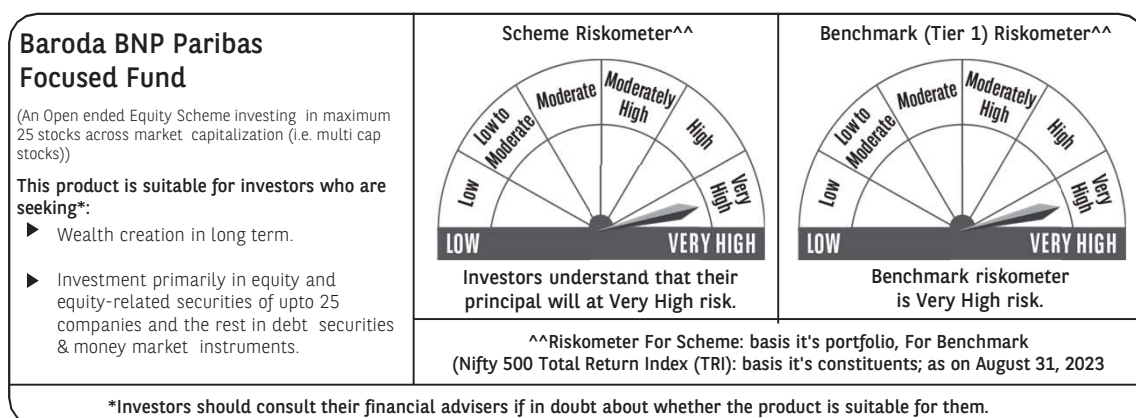
Past performance may or may not be sustained in future and should not be used as a basis of comparison with other investments. Returns do not take into account the load, if any. Returns are for growth option. Different plans shall have a different expense structure. The performance details provided above are for regular/distributor plan.

\*Returns in ₹ show the value of 10,000/- invested for last 1 year, last 3 years, last 5 years and since inception respectively.

Data as on August 31, 2023

Kindly refer to the table below for fund managers & managing since details:

Scheme Name	Fund Managers	Managing Fund Since
Baroda BNP Paribas Focused Fund	Mr. Sanjay Chawla	14-Mar-22
Baroda BNP Paribas Large & Mid Cap Fund	Mr. Sanjay Chawla	04-Sep-20
Baroda BNP Paribas Multi Cap Fund	Mr. Sanjay Chawla Mr. Sandeep Jain	01-Nov-15 14-Mar-22
Baroda BNP Paribas ELSS Fund	Mr. Sanjay Chawla Mr. Pratish Krishnan	14-Mar-22 14-Mar-22
Baroda BNP Paribas Balanced Advantage Fund	Mr. Sanjay Chawla Mr. Pratish Krishnan Mr. Prashant Pimple	14-Nov-18 05-Aug-21 21-Oct-22
Baroda BNP Paribas Flexi Cap Fund	Mr. Sanjay Chawla	17-Aug-22



## DISCLAIMERS

**Key Statistical Ratios** - The information contained in this report has been obtained from sources considered to be authentic and reliable. This quantitative data does not purport to be an offer for purchase and sale of mutual fund units. The Standard Deviation is used to measure the volatility of returns. Sharpe Ratio is the measure of the risk - adjusted performance. Beta is the measure of the portfolio's volatility to its respective benchmark. The risk free rate of return considered for calculation of Sharpe ratio is 6.36%, as per 1 day MIBOR rate on the last business day of the month. Sharpe ratio, Volatility/Standard deviation is annualised based on 36 monthly data points. Beta is based on last 36 monthly data points.

**Market Capitalization as per SEBI** - Large Cap: 1st - 100th company, Mid Cap: 101st - 250th company and Small Cap: 251st company onwards in terms of full market capitalization

**Monthly AAUM and AUM** - Excluding inter-scheme Investments, if any, by other schemes of Baroda BNP Paribas Mutual Fund, as may be applicable.

**Portfolio Positioning, Top 5 Sectors/Stocks** - details contained herein is for general information purposes only and does not indicate assurance of future Scheme performance. The sector(s)/stock(s) mentioned in this document do not constitute any recommendation of the same and Baroda BNP Paribas Mutual Fund may or may not have any future position in these sector(s)/stock(s). Further, the portfolio of the Scheme is subject to changes within the provisions and limitations of Scheme Information Document (SID). For further details on asset allocation, investment strategy and risk factors of the Scheme please refer to SID available on our website ([www.barodabnp-paribasmf.in](http://www.barodabnp-paribasmf.in)).

**NAV Movement (Rs. 10,000 Invested at Inception)** - All returns are for Regular Plan - Growth Option. Past performance may or may not be sustained in future and should not be used as a basis of comparison with other investments. Returns do not take into account the load, if any.

**SIP Performance** - Returns do not take into account the load and taxes, if any. The data assumes investments in Regular Plan - Growth option. % CAGR Returns are computed after accounting for the cash flow by using the XIRR method (investment internal rate of return). the above investment simulation is for illustrative purpose only and should not be construed as a promise on minimum returns and safeguard of capital. the AMC/ Mutual fund is not guaranteeing or forecasting or promising any return. SIP does not assure a profit or guarantee protection against loss in a declining market.

The risks associated with investments in equities include fluctuations in prices, as stock markets can be volatile and decline in response to political, regulatory, economic, market and stock-specific development etc. Please refer to Scheme Information Document for detailed Risk Factors, asset allocation, investment strategy etc.

The material contained herein has been prepared without regard to the individual financial circumstances and objectives of persons who receive it. This information is meant for general reading purpose only and is not meant to serve as a professional guide for the readers. Except for the historical information contained herein, statements in this publication, which contain words or phrases such as 'will', 'would', etc., and similar expressions or variations of such expressions may constitute 'forward-looking statements'. These forward-looking statements involve a number of risks, uncertainties and other factors that could cause actual results to differ materially from those suggested by the forward-looking statements. BBNPPAMIFL undertakes no obligation to update forward-looking statements to reflect events or circumstances after the date thereof. The words like believe/belief are independent perception of the Fund Manager and do not constitute as opinion or advice. Past Performance may or may not be sustained in future. This information is not intended to be an offer to see or a solicitation for the purchase or sale of any financial product or instrument. The information should not be construed as an investment advice and investors are requested to consult their investment advisor and arrive at an informed decision before making investments. Reliance upon information in this material is at the sole discretion of the reader. The Trustee, AMC, Mutual Fund, their directors, officers or their employees shall not be liable in any way for any direct, indirect, special, incidental, consequential, punitive or exemplary damages arising out of the information contained in this document.

**BARODA BNP PARIBAS ASSET MANAGEMENT INDIA PVT. LTD. (Formerly BNP Paribas Asset Management India Pvt. Ltd.)**

**Corporate Identity Number (CIN) : U65991MH2003PTC142972**

**Regd. Off.: Crescenzo, 7<sup>th</sup> Floor, G-Block, Bandra Kurla Complex, Mumbai 400 051 India.**

**Call 1800 2670 189 (toll free) | Visit [www.barodabnp-paribasmf.in](http://www.barodabnp-paribasmf.in)**

**Mutual** Fund investments are subject to market risks, read all scheme related documents carefully.