

# GET THE TOP



# COMPANIES BY YOUR SIDE



PRESENTING

**BARODA BNP PARIBAS NIFTY 50 INDEX FUND**





**NFO PERIOD | 8<sup>TH</sup> - 22<sup>ND</sup> JAN, 2024**

## Introduction to Passive Investing

Passive investing or index investing as it is commonly understood as a long term investment strategy that tracks / replicates a specified underlying market index. The index can range from a broad market index like Nifty 50, Sensex to a sector specific index like Nifty Bank. Passive investing has seen increasing interest / AUM growth in India in the last few years, especially post the pandemic.

(Source: AMFI)

## Advantages of Passive Investing

-  **Easy:**  
Easy to understand investment strategy: Tracking or replicating a pre-specified benchmark/index as closely as possible.
-  **Efficient:**  
Efficient Investment: Portfolio reflecting the collective wisdom of the market with market performance subject to tracking error and expenses.
-  **Economical:**  
Economical: Generally lower expense ratio than a traditional mutual fund due to no fund manager involvement in investment decision.
-  **Rule based investing:**  
Index: A rule-based portfolio with stock/company selection based on pre-defined rules and free from any individual biases.

## About the Nifty 50 Total Returns Index

- ▶ The Index comprises of 50 of the largest, liquid blue-chip companies listed on the National Stock Exchange.
- ▶ The Index captures approximately 66% of NSE's float adjusted market capitalization.
- ▶ All stocks that form part of the Nifty 50 TR Index must be part of Futures & Option segment.
- ▶ The Index is reconstituted twice a year in March & September.

Source: Nifty Indices Methodology document from Niftyindices.com. Data as on Nov 30, 2023.

## A few highlights from an Analysis of the Daily Rolling 7 year Returns of the NIFTY 50 TR Index are as follows

- ▶ The Index has delivered more than 10% CAGR for a 7 year holding period more than 74% of the time.
- ▶ There have been no instances of negative returns for a 7 year holding period of the Index.

Nifty 50 TRI		7 Year Rolling Returns		Returns Range		% of observations	
Average		11.6%		Negative		0%	
Median		11.7%		0% to 10%		26%	
Minimum		5.0%		>10% to 15%		69%	
Maximum		18.7%		>15% to 20%		5%	
				>20%		0%	

Source: Niftyindices.com, MFI explorer. Data as on Nov 30, 2023. Daily Rolling Returns calculated assuming 250 trading days in a year. Above returns are CAGR returns.

## Introducing Baroda BNP Paribas Nifty 50 Index Fund

- ▶ The fund seeks to replicate the portfolio of the NIFTY 50 Total Returns Index i.e. the scheme would hold stocks in a similar proportion to the Index.
- ▶ The scheme seeks to generate returns that closely track the returns generated by the NIFTY 50 Total Returns Index.

## Who Should Invest?



Long Term Investors looking to invest in equity funds seeking for capital appreciation and growth



Investors seeking to invest in a diversified portfolio of large cap, blue chip companies.

## Scheme Features

<b>Type of Scheme</b>	An Open-ended Scheme replicating / Tracking the nifty 50 total return index
<b>Investment Objective</b>	The investment objective of the scheme is to provide investment returns closely corresponding to the total returns of the securities as represented by the Nifty 50 Total Returns Index before expenses, subject to tracking errors, fees and expenses. However, there is no assurance that the objective of the Scheme will be realized, and the Scheme does not assure or guarantee any returns
<b>NFO Date</b>	08-01-2024 to 22-01-2024
<b>Minimum Investment</b>	<b>During NFO:</b> Lumpsum investment: Rs. 5,000 and in multiples of Re. 1 thereafter. There is no upper limit. <b>Ongoing basis:</b> Lumpsum investment: Rs. 5,000 and in multiples of Re. 1 thereafter. SIP: (i) Daily, Weekly, Monthly SIP: Rs. 500/- and in multiples of Re. 1/- thereafter, (ii) Quarterly SIP: Rs. 1500/- and in multiples of Re. 1/- thereafter. Note: Allotment of units will be done after deduction of applicable stamp duty and transaction, if any.
<b>Load Structure</b>	<b>Entry Load:</b> Not Applicable <b>Exit Load:</b> 0.2% - if redeemed on or before 30 days from the date of allotment Nil - If redeemed after 30 days from the date of allotment
<b>Plans &amp; Options</b>	Regular & Direct plans with growth and IDCW options
<b>Benchmark</b>	Nifty 50 Total Return Index
<b>Fund Manager</b>	Neeraj Saxena

## Risk Factors & Disclaimer

**NSE Disclaimer:** It is to be distinctly understood that the permission given by NSE should not in any way be deemed or construed that the Scheme Information Document has been cleared or approved by NSE nor does it certify the correctness or completeness of any of the contents of the Scheme Information Document. The investors are advised to refer to the Scheme Information Document for the full text of the Disclaimer Clause of NSE.

**Disclaimer:** The risks associated with investments in equities include fluctuations in prices, as stock markets can be volatile and decline in response to political, regulatory, economic, market and stock-specific development etc. Please refer to scheme information document for detailed risk factors, asset allocation, investment strategy etc. Further, to the extent the scheme invests in fixed income securities, the Scheme shall be subject to various risks associated with investments in Fixed Income Securities such as Credit and Counterparty risk, Liquidity risk, Market risk, Interest Rate risk & Re-investment risk etc., Further, the Scheme may use various permitted derivative instruments and techniques which may increase the volatility of scheme's performance. Also, the risks associated with the use of derivatives are different from or possibly greater than, the risks associated with investing directly in securities and other traditional investments. Investor should consider their risk appetite at the time of investing in index funds. Please refer to Scheme Information Document available on our website ([www.barodabnp-paribasmf.in](http://www.barodabnp-paribasmf.in)) for detailed Risk Factors, assets allocation, investment strategy etc.



Contact your Mutual Fund Distributor or Financial Advisor



Log on:  
[barodabnp-paribasmf.in](http://barodabnp-paribasmf.in)



Call us on:  
1800 2670 189 (Toll free)

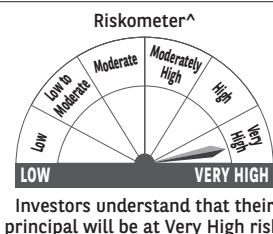
### Baroda BNP Paribas NIFTY 50 Index Fund

(An open-ended scheme replicating / tracking the NIFTY 50 Total Return Index)

**This product is suitable for investors who are seeking\*:**

- ▶ Long term capital growth.
- ▶ Investments in equity and equity related securities replicating the composition of the Nifty 50 Index with the aim to achieve returns of the stated index, subject to tracking error.

\*Investors should consult their financial advisers if in doubt about whether the product is suitable for them.



^the riskometer assigned is based on internal assessment of the scheme characteristics and the same may vary post NFO when actual investments are made. Offer of units of Rs. 10 each during the New Fund Offer period and continuous offer for units at NAV based prices

**MUTUAL FUND INVESTMENTS ARE SUBJECT TO MARKET RISK, READ ALL SCHEME-RELATED DOCUMENTS CAREFULLY.**