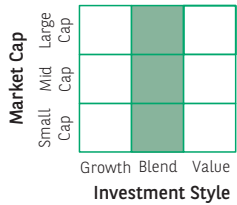


BNP PARIBAS FOCUSED 25 EQUITY FUND

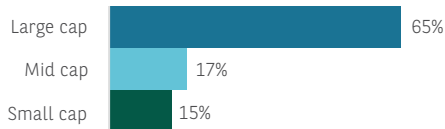
(An Open ended Equity Scheme investing in maximum 25 stocks across market capitalization (i.e. multi cap stocks))

January 31, 2022

INVESTMENT APPROACH



MARKET CAPITALIZATION (% of Net Assets)



Refer page no.4 for disclaimers

FUND DETAILS



Fund Manager

Mr. Chockalingam Narayanan
Total Experience: 16 years
Managing Fund Since: August 27, 2021

Mr. Karthikraj Lakshmanan
Total Experience: 14 years
Managing Fund Since: October 06, 2017



Inception Date

Oct 6, 2017



Benchmark Index

Nifty 500 Index TRI (w.e.f. December 01, 2021)



Monthly AUM

₹ 216.71 Crores

AUM

₹ 212.87 Crores

Refer page no.4 for disclaimers



Application Amount:

Minimum Amount For Purchase:
₹ 5,000 per application and in multiples of ₹ 1 thereafter.

Additional Amount For Purchase:
₹ 1,000 and in multiples of ₹ 1 thereafter.



Load Structure

Entry Load: Nil

Exit Load: If units of the Scheme are redeemed or switched out up to 10% of the units (the limit) within 12 months from the date of allotment - Nil. If units of the scheme are redeemed or switched out in excess of the limit within 12 months from the date of allotment -1% of the applicable NAV. If units of scheme are redeemed or switched out after 12 months from the date of allotment - Nil. No exit load will be charged for Income Distribution Cum Capital Withdrawal reinvestment units. Transaction charges, if applicable, shall be deducted. The above mentioned load structure is also applicable to SIP investments.

Data as on January 31, 2022

ABOUT THE FUND

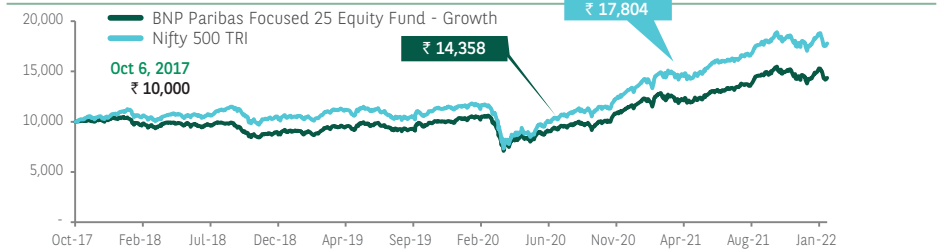
- BNP Paribas Focused 25 Equity Fund is an open-ended equity scheme with a multi cap portfolio of maximum 25 stocks.
- A concentrated strategy may deviate significantly from the benchmark index and invest in a range of opportunities across market capitalization and sectors. Thus, the Scheme remains sector agnostic with the endeavour to add companies which may have high earnings growth potential.
- Alpha generation opportunity may be higher in a concentrated portfolio as the conviction and size of the stock bets remain high, albeit with high risk parameters associated with such strategy.
- The scheme primarily follows a bottom-up approach for stock-picking. It uses a blended investment approach to building a portfolio of value and growth companies.
- The core belief behind a concentrated strategy is to have stocks which are driven by strong fundamentals, which may grow at a faster pace than the economy or may have the ability to outperform the overall market. Select sector leaders and companies that are at the cusp of a turnaround are also likely to help alpha creation.
- The Scheme is suitable for investors who have a long term investment horizon.

PORTFOLIO POSITIONING

- We are overweight financials, the scheme is currently positive on select private sector banks as asset quality issues are behind and industry growth is picking up, insurance growth continues to be good and retail focused NBFCs that have a good funding mix and growth prospects.
- The scheme is also overweight the housing value chain given the improvement in real estate demand with exposure across developers, mortgage financiers and building material suppliers.
- On a bottom-up basis, the fund is also overweight leading consumer discretionary businesses that can benefit from the re-opening of the economy as well as the longer-term macro trend of increased salience of formal players within these sectors.
- We are underweight on information technology sector - more from a bottom up basis. However, we have reduced the underweight in the recent correction as valuations had become less expensive. We do expect companies in this sector to generate healthy cash flows and are likely to benefit from improving global economic outlook. However, the sharp up-move in the sector has meant expectations are running high and any miss from the rising attrition levels in the industry can hurt.
- The scheme is overweight on the Indian ferrous metals names given the sharp deleveraging that is currently underway and the likely seasonal improvement in demand will help the long product players to benefit from healthy cash flows. Valuations are also undemanding.
- The underweights include energy and power utilities sectors as these sectors have high debt, are cyclical in nature and/or affected by global commodity movements.
- The scheme has allocation to midcap and small cap companies (31.7%) along with large cap companies (65.3%). (Market capitalization as per SEBI classification, Exposure as % of net assets as on January 31, 2022)

Refer page no.4 for disclaimers.

NAV MOVEMENT (₹10,000 Invested at Inception)

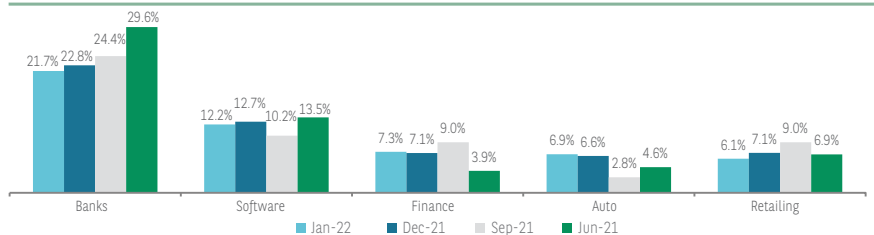


NAV & index values re-based to ₹ 10,000 depicting lump sum investment since the inception date of the fund.

Past performance may or may not be sustained in future and should not be used as basis of comparison with other investments.

Refer page no.4 for disclaimers.

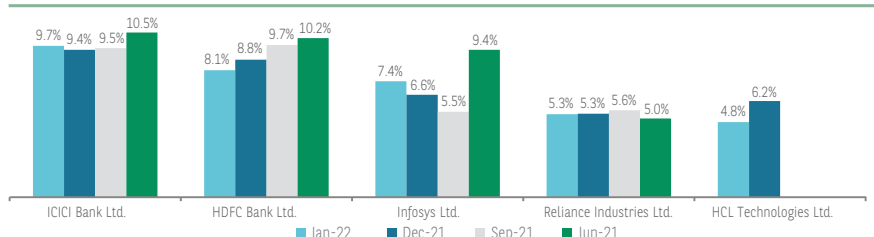
TOP 5 SECTORS



Top 5 Sectors (% to net assets) have been considered as of the latest month end and their historical trend is accordingly provided.

Refer page no.4 for disclaimers

TOP 5 STOCKS



Top 5 Stocks (% to net assets) have been considered as of the latest month end and their historical trend is accordingly provided.

Refer page no.4 for disclaimers



**BNP PARIBAS
MUTUAL FUND**

The asset manager
for a changing
world

SIP PERFORMANCE

Period	Amount Invested (In ₹)	BNP Paribas Focused 25 Equity Fund (Regular - Growth)		Nifty 500 Index TRI** (Benchmark Index)	
		Returns (%)	₹	Returns (%)	₹
Since Inception	5,10,000	15.87	7,13,366	20.34	7,81,717
5 Year SIP	NA	NA	NA	NA	NA
3 Year SIP	3,60,000	20.96	4,89,410	26.84	5,30,551
1 Year SIP	1,20,000	13.86	1,28,831	19.80	1,32,512

** (w.e.f. December 01, 2021)

If investor had invested Rs. 10,000 on the first working day of every month.

Past performance may or may not be sustained in future and should not be used as a basis of comparison with other investments.

Refer page no.4 for disclaimers.

PERFORMANCE OF BNP PARIBAS FOCUSED 25 EQUITY FUND

S.No	Schemes Managed by Mr. Karthikraj Lakshmanan & Mr. Chockalingam Narayanan	Last 1 Year		Last 3 years		Last 5 Years		Since Inception		Date of Inception of the Scheme
		Returns In ₹*	CAGR(%)	Returns In ₹*	CAGR(%)	Returns In ₹*	CAGR(%)	Returns In ₹*	CAGR(%)	
1	BNP Paribas Focused 25 Equity Fund ⁶	12,496.08	24.81	16,100.02	17.19	N.A.	N.A.	14,358.00	8.73	06-Oct-17
	Nifty 500 Index TRI**	13,344.15	33.23	17,129.75	19.63	N.A.	N.A.	17,803.85	14.27	
	Additional Benchmark: Nifty 50 Index	12,717.53	27.01	16,009.54	16.97	N.A.	N.A.	17,375.12	13.63	

⁶Upto 26th August, 2021, BNP Paribas Focused 25 Equity Fund was managed by Mr. Karthikraj Lakshmanan & Mr. Abhijeet Dey.

PERFORMANCE OF OTHER SCHEME MANAGED BY FUND MANAGER

S.No	Schemes Managed by Mr. Karthikraj Lakshmanan & Mr. Chockalingam Narayanan	CAGR%		
		Last 1 Year	Last 3 Years	Last 5 Years
1	BNP Paribas Large Cap Fund ⁶	25.16	19.00	15.56
	Nifty 100 Index TRI**	28.93	18.18	16.17
2	BNP Paribas Multi Cap Fund ⁶	39.78	20.66	15.19
	Nifty 500 Multicap 50:25:25 Total Return Index	40.85	22.02	16.89
3	BNP Paribas Mid Cap Fund ⁶	43.02	24.79	16.33
	Nifty Midcap 150 TRI	45.81	24.71	18.67

⁶Upto 26th August, 2021, BNP Paribas Large Cap Fund, BNP Paribas Multi Cap Fund & BNP Paribas Mid Cap Fund was managed by Mr. Karthikraj Lakshmanan & Mr. Abhijeet Dey.

S.No	Scheme Managed by Mr. Karthikraj Lakshmanan, Mr. Chockalingam Narayanan & Mr. Mayank Prakash	CAGR%		
		Last 1 Year	Last 3 Years	Last 5 Years
1	BNP Paribas India Consumption Fund ⁶	27.06	21.79	N.A.
	NIFTY India Consumption TRI**	20.52	15.01	N.A.
2	BNP Paribas Conservative Hybrid Fund ⁶	6.78	7.83	6.85
	CRISIL Hybrid 85+15 Conservative Index**	7.00	10.48	8.69

⁶Upto 26th August, 2021, BNP Paribas India Consumption Fund & BNP Paribas Conservative Hybrid Fund was managed by Mr. Karthikraj Lakshmanan, Mr. Abhijeet Dey & Mr. Mayank Prakash.

S.No	Schemes Managed by Mr. Chockalingam Narayanan, Mr. Karthikraj Lakshmanan & Mr. Mayank Prakash	CAGR%		
		Last 1 Year	Last 3 Years	Last 5 Years
1	BNP Paribas Arbitrage Fund	3.83	4.74	5.29
	Nifty 50 Arbitrage Index	4.54	4.32	4.43
2	BNP Paribas Dynamic Equity Fund	11.31	N.A.	N.A.
	CRISIL Hybrid 50+50 - Moderate Index**	16.53	N.A.	N.A.

Where returns are not available for a particular period, they have not been shown.

** (w.e.f. December 01, 2021)

Past performance may or may not be sustained in future and should not be used as a basis of comparison with other investments. Returns do not take into account the load, if any. Returns are for growth option. Different plans shall have a different expense structure. The performance details provided above are for regular/distributor plan.

*Returns in ₹ show the value of 10,000/- invested for last 1 year, last 3 years, last 5 years and since inception respectively.

Data as on January 31, 2022



BNP PARIBAS
MUTUAL FUND

The asset manager
for a changing
world

S.No	Schemes Managed by Mr. Karthikraj Lakshmanan & Mr. Mayank Prakash	CAGR%		
		Last 1 Year	Last 3 Years	Last 5 Years
1	BNP Paribas Substantial Equity Hybrid Fund	23.11	18.31	N.A.
	CRISIL Hybrid 35+65 - Aggressive Index	20.78	16.24	N.A.

S.No	Schemes Managed by Mr. Chockalingam Narayanan & Mr. Karthikraj Lakshmanan	CAGR%		
		Last 1 Year	Last 3 Years	Last 5 Years
1	BNP Paribas Long Term Equity Fund [^]	24.98	18.88	15.06
	Nifty 500 Index TRI ^{**}	33.23	19.63	16.47

S.No	Schemes Managed by Mr. Chockalingam Narayanan & Mr. Karthikraj Lakshmanan	CAGR(%)		
		Last 6 months	Last 1 years	Last 3 Years
1	BNP Paribas Funds Aqua Fund of Fund	17.03	N.A.	N.A.
	MSCI World Index TRI	17.88	N.A.	N.A.

[^]Upto 31st March, 2021, BNP Paribas Long Term Equity Fund was managed by Mr. Karthikraj Lakshmanan & Mr. Abhijeet Dey.

Where returns are not available for a particular period, they have not been shown.

^{**}(w.e.f. December 01, 2021)

Past performance may or may not be sustained in future and should not be used as a basis of comparison with other investments. Returns do not take into account the load, if any. Returns are for growth option. Different plans shall have a different expense structure. The performance details provided above are for regular/distributor plan.

*Returns in ₹ show the value of 10,000/- invested for last 1 year, last 3 years, last 5 years and since inception respectively.

Kindly refer to the table below for fund managers & managing since details:

Scheme Name	Fund Managers	Managing Fund Since
BNP Paribas Focused 25 Equity Fund [*]	Mr. Chockalingam Narayanan Mr. Karthikraj Lakshmanan	27-Aug-21 06-Oct-17
BNP Paribas Large Cap Fund [#]	Mr. Karthikraj Lakshmanan Mr. Chockalingam Narayanan	07-Oct-16 27-Aug-21
BNP Paribas Multi Cap Fund & BNP Paribas Mid Cap Fund [#]	Mr. Chockalingam Narayanan Mr. Karthikraj Lakshmanan	27-Aug-21 16-Nov-16
BNP Paribas Conservative Hybrid Fund [@]	Mr. Mayank Prakash (For Fixed Income Portfolio) Mr. Karthikraj Lakshmanan (For Equity Portfolio) Mr. Chockalingam Narayanan (For Equity Portfolio)	23-Aug-17 07-Oct-16 27-Aug-21
BNP Paribas India Consumption Fund [@]	Mr. Karthikraj Lakshmanan (For Equity Portfolio) Mr. Chockalingam Narayanan (for Equity Portfolio) Mr. Mayank Prakash (For Fixed Income Portfolio)	07-Sep-18 27-Aug-21 07-Sep-18

[#]BNP Paribas Large Cap Fund, BNP Paribas Multi Cap Fund & BNP Paribas Mid Cap Fund (upto August 26, 2021) Equity Portfolio managed by Mr. Karthikraj Lakshmanan (managing fund since October 07, 2016) and Mr. Abhijeet Dey (managing fund since November 16, 2016).

^{*}BNP Paribas Focused 25 Equity Fund (up to August 26, 2021): Equity Portfolio managed by Mr. Abhijeet Dey (managing fund since October 06, 2017) and Mr. Karthikraj Lakshmanan (managing fund since October 06, 2017).

[@]Upto 26th August, 2021, BNP Paribas India Consumption Fund & BNP Paribas Conservative Hybrid Fund was managed by Mr. Karthikraj Lakshmanan, Mr. Abhijeet Dey & Mr. Mayank Prakash.

Scheme Name	Fund Managers	Managing Fund Since
BNP Paribas Arbitrage Fund ^{**}	Mr. Chockalingam Narayanan (For Equity Portfolio) Mr. Karthikraj Lakshmanan (For Equity Portfolio) Mr. Mayank Prakash (For Fixed Income Portfolio)	01-Jul-20 28-Dec-16 28-Dec-16
BNP Paribas Substantial Equity Hybrid Fund	Mr. Karthikraj Lakshmanan (For Equity Portfolio) Mr. Mayank Prakash (For Fixed Income Portfolio)	07-Apr-17
BNP Paribas Dynamic Equity Fund [*]	Mr. Chockalingam Narayanan (For Equity Portfolio) Mr. Karthikraj Lakshmanan (For Equity Portfolio) Mr. Mayank Prakash (For Fixed Income Portfolio)	01-Jul-20 08-Mar-19 08-Mar-19
BNP Paribas Long term Equity Fund [^]	Mr. Chockalingam Narayanan Mr. Karthikraj Lakshmanan	01-Apr-21 07-Oct-16
BNP Paribas Funds Aqua Fund of Fund [*]	Mr. Chockalingam Narayanan Mr. Karthikraj Lakshmanan	27-Aug-21 07-May-21

[^]BNP Paribas Long Term Equity Fund (up to March 31, 2021): Equity Portfolio managed by Mr. Karthikraj Lakshmanan (managing fund since October 07, 2016) and Mr. Abhijeet Dey (managing fund since November 16, 2016).

^{*}(upto June 30, 2020) For Equity Portfolio: Mr. Karthikraj Lakshmanan & Mr. Abhijeet Dey (managing fund since March 08, 2019) & For Fixed Income Portfolio: Mr. Mayank Prakash (managing fund since March 08, 2019)

^{**}(upto June 30, 2020) For Equity Portfolio: Mr. Karthikraj Lakshmanan (managing fund since December 28, 2016) & For Fixed Income Portfolio: Mr. Mayank Prakash (managing fund since December 28, 2016)

^{*}BNP Paribas Funds Aqua Fund of Fund (up to August 26, 2021): Equity Portfolio managed by Mr. Abhijeet Dey (managing fund since May 07, 2021) and Mr. Karthikraj Lakshmanan (managing fund since May 07, 2021).

Data as on January 31, 2022



BNP PARIBAS
MUTUAL FUND

The asset manager
for a changing
world

DISCLAIMERS

Key Statistical Ratios - The information contained in this report has been obtained from sources considered to be authentic and reliable. This quantitative data does not purport to be an offer for purchase and sale of mutual fund units. The Standard Deviation is used to measure the volatility of returns. Sharpe Ratio is the measure of the risk – adjusted performance. Beta is the measure of the portfolio's volatility to its respective benchmark. The risk free rate of return considered for calculation of Sharpe ratio is 3.27%, as per 1 day MIBOR rate on the last business day of the month. Sharpe ratio, Volatility/Standard deviation is annualised based on 36 monthly data points. Beta is based on last 36 monthly data points.

Market Capitalization as per SEBI - Large Cap: 1st - 100th company, Mid Cap: 101st - 250th company and Small Cap: 251st company onwards in terms of full market capitalization

Monthly AUM and AUM - Excluding inter-scheme Investments, if any, by other schemes of BNP Paribas Mutual Fund, as may be applicable Portfolio Outlook.

Portfolio Positioning, Top 5 Sectors/Stocks - details contained herein is for general information purposes only and does not indicate assurance of future Scheme performance. The sector(s)/stock(s) mentioned in this document do not constitute any recommendation of the same and BNP Paribas Mutual Fund may or may not have any future position in these sector(s)/stock(s). Further, the portfolio of the Scheme is subject to changes within the provisions and limitations of Scheme Information Document (SID). For further details on asset allocation, investment strategy and risk factors of the Scheme please refer to SID available on our website (www.bnpparibasmf.in).

NAV Movement (Rs. 10,000 Invested at Inception) - All returns are for Regular Plan - Growth Option. Past performance may or may not be sustained in future and should not be used as a basis of comparison with other investments. Returns do not take into account the load, if any.

SIP Performance - Returns do not take into account the load and taxes, if any. The data assumes investments in Regular Plan - Growth option. % CAGR Returns are computed after accounting for the cash flow by using the XIRR method (investment internal rate of return).

The risks associated with investments in equities include fluctuations in prices, as stock markets can be volatile and decline in response to political, regulatory, economic, market and stock-specific development etc. Please refer to Scheme Information Document for detailed Risk Factors, asset allocation, investment strategy etc.

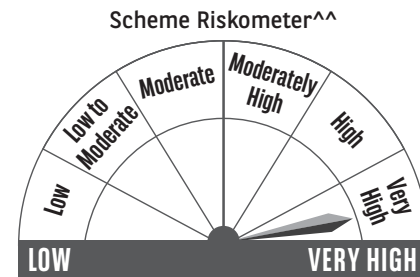
The material contained herein has been obtained from publicly available information, internally developed data and other sources believed to be reliable, but BNP Paribas Asset Management India Private Limited (BNPPAMIPL) makes no representation that it is accurate or complete. BNPPAMIPL has no obligation to tell the recipient when opinions or information given herein change. It has been prepared without regard to the individual financial circumstances and objectives of persons who receive it. This information is meant for general reading purpose only and is not meant to serve as a professional guide for the readers. Except for the historical information contained herein, statements in this publication, which contain words or phrases such as 'will', 'would', etc., and similar expressions or variations of such expressions may constitute 'forward-looking statements'. These forward-looking statements involve a number of risks, uncertainties and other factors that could cause actual results to differ materially from those suggested by the forward-looking statements. BNPPAMIPL undertakes no obligation to update forward-looking statements to reflect events or circumstances after the date thereof. The words like believe/belief are independent perception of the Fund Manager and do not construe as opinion or advise. This information is not intended to be an offer to see or a solicitation for the purchase or sale of any financial product or instrument. The information should not be construed as an investment advice and investors are requested to consult their investment advisor and arrive at an informed decision before making any investments. The Trustee, AMC, Mutual Fund, their directors, officers or their employees shall not be liable in any way for any direct, indirect, special, incidental, consequential, punitive or exemplary damages arising out of the information contained in this document.

BNP Paribas Focused 25 Equity Fund

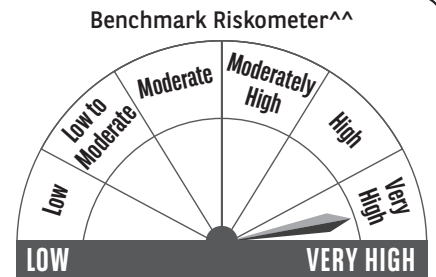
(An Open ended Equity Scheme investing in maximum 25 stocks across market capitalization (i.e. multi cap stocks))

This product is suitable for investors who are seeking*:

- ▶ Wealth Creation in long term.
- ▶ Investment primarily in equity and equity-related securities of upto 25 companies and the rest in debt securities & money market instruments.



Investors understand that their principal will be at Very High risk.



Benchmark riskometer is at Very High risk.

^^Riskometer For Scheme: basis it's portfolio, For Benchmark (Nifty 500 Index TRI): basis it's constituents; as on January 31, 2022

***Investors should consult their financial advisers if in doubt about whether the product is suitable for them.**

BNP PARIBAS ASSET MANAGEMENT INDIA PVT. LTD.

Corporate Identity Number (CIN) : U65991MH2003PTC142972

Regd. Off.: Crescenzo, 7th Floor, G-Block, Bandra Kurla Complex, Mumbai 400 051 India.

Call 1800 102 2595 (toll free) | Visit www.bnpparibasmf.in

Mutual Fund investments are subject to market risks, read all scheme related documents carefully.