

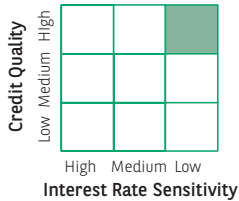


# BNP PARIBAS OVERNIGHT FUND

(An Open ended Debt Scheme investing in overnight securities. A relatively low interest rate risk and relatively low credit risk scheme.)

January 31, 2022

## INVESTMENT APPROACH



## DEBT QUANTS

Yield to Maturity (%).....	3.11
Average Maturity (Years).....	0.003
Modified Duration (Years).....	0.003
Macaulay Duration (Years).....	0.003

## FUND DETAILS

**Fund Manager**  
 Mr. Vikram Pamnani  
 Total Experience: 12 years  
 Managing Fund Since: April 12, 2019  
 Mr. Mayank Prakash  
 Total Experience: 16 years  
 Managing Fund Since: April 12, 2019

**Inception Date**  
 April 12, 2019

**Category**  
 Overnight Fund

**Benchmark Index**  
 CRISIL Overnight Index

**Monthly AAUM**      **AUM**  
 ₹ 92.51 Crores      ₹ 136.57 Crores  
 Refer page no.4 for disclaimers

**Application Amount:**  
**Minimum Amount For Purchase:**  
 ₹ 5,000 per application and in multiples of ₹ 1 thereafter

**Additional Amount For Purchase:**  
 ₹ 1,000 and in multiples of ₹ 1 thereafter

### Load Structure

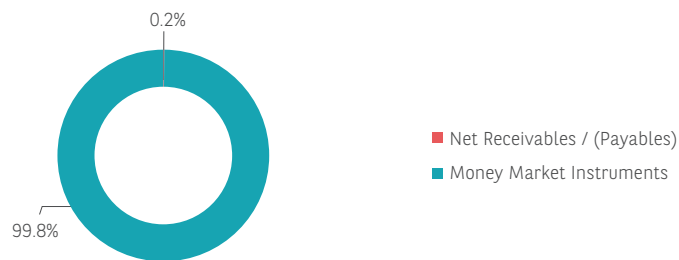
**Entry Load:** Nil  
**Exit Load:** Nil.

The above load shall also be applicable for switches between the schemes of the Fund and all Systematic Investment Plans, Systematic Transfer Plans, Systematic Withdrawal Plans. No load will be charged on Income Distribution cum Capital Withdrawal (IDCW) re-investment and bonus units

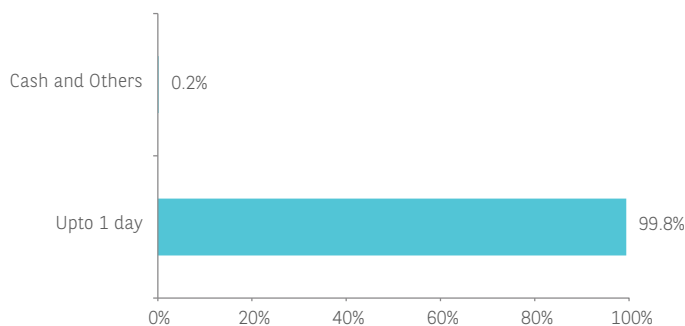
## ABOUT THE FUND

- BNP Paribas Overnight Fund is an open ended debt scheme investing in overnight securities having a maturity of one business day.
- It is considered a low-risk and low-volatility strategy:
  - ▶ It invests predominantly in TREPS (tri-party repo) and other debt securities with a maturity of one business day.
  - ▶ Risk of mark-to-market movement which exist in other fixed income securities is minimal in TREPS.
  - ▶ Also the underlying investment may not be affected by changes in interest rates or changes in credit quality of the issuer since the investment is only for one business day.
- The scheme is positioned at the lowest end of the risk-return scale
- The scheme is suitable for corporate and individual investors looking to park their surplus funds for a period of one day to one month. Also it is suitable for investors seeking high liquidity with relatively low risk.

## ASSET ALLOCATION (% of Net Assets)



## MATURITY PROFILE (% of Net Assets)



Data as on January 31, 2022



**BNP PARIBAS  
MUTUAL FUND**

The asset manager  
for a changing  
world

## PORTFOLIO

Fixed Income Holdings	% of Net Assets	Rating
<b>Money Market Instruments</b>	<b>99.85%</b>	
TREPS/Reverse Repo	99.85%	
<b>Total Fixed Income Holdings</b>	<b>99.85%</b>	
Net Receivables / (Payables)	0.15%	
<b>GRAND TOTAL</b>	<b>100.00%</b>	

## PERFORMANCE

S.No	Schemes Managed by Mr. Mayank Prakash and Mr. Vikram Pamnani	Last 1 Year		Last 3 Years		Last 5 Years		Since Inception		Date of Inception of the Scheme
		Returns In ₹*	CAGR(%)	Returns In ₹*	CAGR(%)	Returns In ₹*	CAGR(%)	Returns In ₹*	CAGR(%)	
1	BNP Paribas Overnight Fund	10,312.96	3.13	N.A.	N.A.	N.A.	N.A.	11,094.31	3.77	12-Apr-19
	Crisil Overnight Index	10,331.50	3.31	N.A.	N.A.	N.A.	N.A.	11,133.61	3.90	
	Additional Benchmark - CRISIL 1 Year T-Bill Index	10352.34	3.52	N.A.	N.A.	N.A.	N.A.	11534.70	5.22	

## PERFORMANCE OF OTHER SCHEME MANAGED BY FUND MANAGER

S.No	Schemes Managed by Mr. Mayank Prakash and Mr. Vikram Pamnani	CAGR%		
		Last 1 Year	Last 3 Years	Last 5 Years
1	BNP Paribas Flexi Debt Fund	1.11	5.93	5.05
	CRISIL Composite Bond Fund Index**	3.07	8.50	6.99
2	BNP Paribas Low Duration Fund	3.59	5.76	6.15
	CRISIL Low Duration Debt Index	4.42	6.60	6.85
3	BNP Paribas Liquid Fund	3.36	4.59	5.55
	CRISIL Liquid Fund Index	3.64	4.90	5.80
4	BNP Paribas Short Term Fund*	3.62	6.65	6.42
	CRISIL Short Term Bond Fund Index	4.72	7.92	7.25
5	BNP Paribas Medium Term Fund	2.40	2.19	3.23
	CRISIL Medium Term Debt Index	4.86	9.23	7.75
6	BNP Paribas Corporate Bond Fund*	2.00	3.99	4.68
	CRISIL Corporate Bond Composite Index	4.85	9.02	7.55

S.No	Schemes Managed by Mr. Chockalingam Narayanan, Mr. Karthikraj Lakshmanan & Mr. Mayank Prakash	CAGR%		
		Last 1 Year	Last 3 Years	Last 5 Years
1	BNP Paribas Arbitrage Fund	3.83	4.74	5.29
	Nifty 50 Arbitrage Index	4.54	4.32	4.43
2	BNP Paribas Dynamic Equity Fund	11.31	N.A.	N.A.
	CRISIL Hybrid 50+50 - Moderate Index**	16.53	N.A.	N.A.

S.No	Schemes Managed by Mr. Karthikraj Lakshmanan & Mr. Mayank Prakash	CAGR%		
		Last 1 Year	Last 3 Years	Last 5 Years
1	BNP Paribas Substantial Equity Hybrid Fund	23.11	18.31	N.A.
	CRISIL Hybrid 35+65 - Aggressive Index	20.78	16.24	N.A.

S.No	Schemes Managed by Mr. Chockalingam Narayanan, Mr. Karthikraj Lakshmanan & Mr. Mayank Prakash	CAGR%		
		Last 1 Year	Last 3 Years	Last 5 Years
1	BNP Paribas India Consumption Fund*	27.06	21.79	N.A.
	NIFTY India Consumption TRI**	20.52	15.01	N.A.
2	BNP Paribas Conservative Hybrid Fund*	6.78	7.83	6.85
	CRISIL Hybrid 85+15 conservative Index**	7.00	10.48	8.69

Where returns are not available for a particular period, they have not been shown.

\*\*w.e.f. December 01, 2021

\*Upto 26th August, 2021, BNP Paribas India Consumption Fund and BNP Paribas Conservative Hybrid Fund was managed by Mr. Karthikraj Lakshmanan, Mr. Abhijeet Dey & Mr. Mayank Prakash.

**Past performance may or may not be sustained in future and should not be used as a basis of comparison with other investments. Returns do not take into account the load, if any. Returns are for growth option. Different plans shall have a different expense structure. The performance details provided above are for regular/distributor plan.**

\*Returns in ₹ show the value of 10,000/- invested for last 1 year, last 3 years, last 5 years and since inception respectively.

†The inception date of BNP Paribas Corporate Bond Fund is November 8, 2008. However, since there was no continuous NAV history available for this plan prior to May 10, 2010, the point to point return from since inception may not be the true representation of the performance of the scheme. Hence the returns since May 10, 2010 have been considered for calculating performance for the since inception.

\*The inception date of BNP Paribas Short Term Fund is September 13, 2004. However, since there was no continuous NAV history available for this plan prior to April 23, 2009, the point to point return may not be the true representation of the performance of the scheme. Hence the returns since April 23, 2009 have been considered for calculating performance for the since inception

Data as on January 31, 2022



**BNP PARIBAS**  
**MUTUAL FUND**

The asset manager  
for a changing  
world

Kindly refer to the table below for fund managers & managing since details:

Scheme Name	Fund Managers	Managing Fund Since
BNP Paribas Overnight Fund	Mr. Vikram Pamnani Mr. Mayank Prakash	12-Apr-19
BNP Paribas Flexi Debt Fund, BNP Paribas Corporate Bond Fund, & BNP Paribas Medium Term Fund	Mr. Mayank Prakash Mr. Vikram Pamnani	23-Dec-17 27-Aug-17
BNP Paribas Low Duration Fund	Mr. Vikram Pamnani Mr. Mayank Prakash	27-Dec-17 23-Aug-17
BNP Paribas Liquid Fund	Mr. Vikram Pamnani Mr. Mayank Prakash	27-Dec-17 21-Sep-15
BNP Paribas Short Term Fund	Mr. Vikram Pamnani Mr. Mayank Prakash	21-Sep-15 27-Dec-17

Scheme Name	Fund Managers	Managing Fund Since
BNP Paribas Arbitrage Fund®	Mr. Chockalingam Narayanan (For Equity Portfolio) Mr. Karthikraj Lakshmanan (For Equity Portfolio) Mr. Mayank Prakash (For Fixed Income Portfolio)	01-Jul-20 28-Dec-16 28-Dec-16
BNP Paribas India Consumption Fund§	Mr. Karthikraj Lakshmanan (For Equity Portfolio) Mr. Chockalingam Narayanan (For Equity Portfolio) Mr. Mayank Prakash (For Fixed Income Portfolio)	07-Sep-18 27-Aug-21 07-Sep-18
BNP Paribas Substantial Equity Hybrid Fund	Mr. Karthikraj Lakshmanan (For Equity Portfolio) Mr. Mayank Prakash (For Fixed Income Portfolio)	07-Apr-17
BNP Paribas Dynamic Equity Fund¶	Mr. Chockalingam Narayanan (For Equity Portfolio) Mr. Karthikraj Lakshmanan (For Equity Portfolio) Mr. Mayank Prakash (For Fixed Income Portfolio)	01-Jul-20 08-Mar-19 08-Mar-19
BNP Paribas Conservative Hybrid Fund*	Mr. Mayank Prakash (For Fixed Income Portfolio) Mr. Karthikraj Lakshmanan (For Equity Portfolio) Mr. Chockalingam Narayanan (For Equity Portfolio)	23-Aug-17 07-Oct-16 27-Aug-21

®(upto June 30, 2020) For Equity Portfolio: Mr. Karthikraj Lakshmanan (managing fund since December 28, 2016) & For Fixed Income Portfolio: Mr. Mayank Prakash (managing fund since December 28, 2016)

¶(upto June 30, 2020) For Equity Portfolio: Mr. Karthikraj Lakshmanan & Mr. Abhijeet Dey (managing fund since March 08, 2019) & For Fixed Income Portfolio: Mr. Mayank Prakash (managing fund since March 08, 2019)

§BNP Paribas India Consumption Fund (up to August 26, 2021) For Fixed Income Portfolio: Mr. Mayank Prakash (managing fund since September 07, 2018) & For Equity Portfolio: Mr. Karthikraj Lakshmanan & Mr. Abhijeet Dey (managing fund since September 07, 2018)

¶BNP Paribas Conservative Hybrid Fund (up to August 26, 2021) For Fixed Income Portfolio: Mr. Mayank Prakash (managing fund since August 23, 2017) & For Equity Portfolio: Mr. Karthikraj Lakshmanan (managing fund since October 07, 2016) & Mr. Abhijeet Dey (managing fund since November 16, 2016)

## DISCLAIMERS

**Debt Quants** - The information contained in this report has been obtained from sources considered to be authentic and reliable. The quantitative data does not purport to be an offer for purchase and sale of mutual fund units.

**Monthly AAUM and AUM** - Excluding inter-scheme Investments, if any, by other schemes of BNP Paribas Mutual Fund, as may be applicable

The material contained herein has been obtained from publicly available information, internally developed data and other sources believed to be reliable, but BNP Paribas Asset Management India Private Limited (BNPPAMIPL) makes no representation that it is accurate or complete. BNPPAMIPL has no obligation to tell the recipient when opinions or information given herein change. It has been prepared without regard to the individual financial circumstances and objectives of persons who receive it. This information is meant for general reading purpose only and is not meant to serve as a professional guide for the readers. Except for the historical information contained herein, statements in this publication, which contain words or phrases such as 'will', 'would', etc., and similar expressions or variations of such expressions may constitute 'forward-looking statements'. These forward looking statements involve a number of risks, uncertainties and other factors that could cause actual results to differ materially from those suggested by the forward-looking statements. BNPPAMIPL undertakes no obligation to update forward-looking statements to reflect events or circumstances after the date thereof. The words like believe/belief are independent perception of the Fund Manager and do not constitute as opinion or advice. This information is not intended to be an offer to sell or a solicitation for the purchase or sale of any financial product or instrument. The information should not be construed as an investment advice and investors are requested to consult their investment advisor and arrive at an informed investment decision before making any investments. The sector(s) mentioned in this document do not constitute any recommendation of the same and BNP Paribas Mutual Fund may or may not have any future position in these sector(s). The Trustee, AMC, Mutual Fund, their directors, officers or their employees shall not be liable in any way for any direct, indirect, special, incidental, consequential, punitive or exemplary damages arising out of the information contained in this document.

Potential Risk Class (PRC) matrix*			
Credit Risk (Max)→	Relatively Low: Class A (CRV>=12)	Moderate: Class B (CRV>=10)	Relatively High: Class C (CRV<10)
Interest Rate Risk (Max)↓			
Relatively Low: Class I (MD<=1 year)	A-I		
Moderate: Class II (MD<=3 year)			
Relatively High: Class III (Any MD)			

MD=Macaulay Duration, CRV=Credit Risk Value.

The above PRC matrix denotes the maximum risk that the Scheme can take i.e. maximum interest rate risk (measured by MD of the scheme) and maximum credit risk (measured by CRV of the scheme).

**BNP Paribas Overnight Fund**  
(An Open ended Debt Scheme investing in overnight securities. A relatively low interest rate risk and relatively low credit risk scheme.)

**This product is suitable for investors who are seeking\*:**

- ▶ Income generation in the short term in line with overnight rates.
- ▶ Investments in debt and money market instruments with maturity of one business day.

**Scheme Riskometer^^**

Investors understand that their principal will be at Low risk.

**Benchmark Riskometer^^**

Benchmark riskometer is at Low risk.

^^Riskometer For Scheme: basis it's portfolio, For Benchmark (CRISIL Overnight Index): basis it's constituents; as on January 31, 2022

\*Investors should consult their financial advisers if in doubt about whether the product is suitable for them.

BNP PARIBAS ASSET MANAGEMENT INDIA PVT. LTD.

Corporate Identity Number (CIN) : U65991MH2003PTC142972

Regd. Off.: Crescenzo, 7<sup>th</sup> Floor, G-Block, Bandra Kurla Complex, Mumbai 400 051 India.

Call 1800 102 2595 (toll free) | Visit [www.bnpparibasmf.in](http://www.bnpparibasmf.in)

Mutual Fund investments are subject to market risks, read all scheme related documents carefully.